

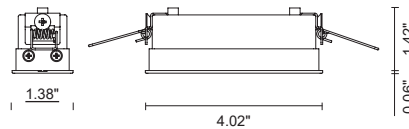
Technical features^A






701403P

NANO LINEAR DOWNLIGHT BLADE

Linear shape ceiling-recessed luminaire for outdoor installation. Body in hard anodized aluminum with phosphochromatised and polyester powder coating and frontal cover in stainless steel AISI 316L, tempered safety glass. Remote constant current max 700mA driver needed, with 3 CREE XP-G2 LED. IP68 rating.



350 mA - LED POWER 3W

| light source | light beam options | lumen output (lm) | lumin. efficacy (lm/w) |
|-----------------------------|--|-------------------|------------------------|
| 2700°K warm-white | | | |
| high-power led |  20°x100° | 210 | 70.00 |
| 3000°K warm-white | | | |
| high-power led |  20°x100° | 220 | 73.33 |
| 4000°K neutral-white | | | |
| high-power led |  20°x100° | 230 | 76.66 |




Finish color options:






Technical data

| | |
|---------------|--|
| Wattage | MAX 6W |
| IP Rating | IP68 |
| IK Rating | IK08 |
| Material | Hard anodized aluminum |
| Trim | Stainless steel AISI 316L |
| Coating | Polyester powder coating with phosphochromating pre-finish |
| Light source | 3 x CREE XP-G2 LED |
| Screws | Stainless steel |
| Remote driver | Constant current max 700mA |
| Glass | Tempered |
| Power cable | 3.28' power cable included |
| Gross weight | 1.10 lbs |

500 mA - LED POWER 4.5W

| light source | light beam options | lumen output (lm) | lumin. efficacy (lm/w) |
|-----------------------------|--|-------------------|------------------------|
| 2700°K warm-white | | | |
| high-power led |  20°x100° | 315 | 70.00 |
| 3000°K warm-white | | | |
| high-power led |  20°x100° | 330 | 73.33 |
| 4000°K neutral-white | | | |
| high-power led |  20°x100° | 345 | 76.66 |

700 mA - LED POWER 6W

| light source | light beam options | lumen output (lm) | lumin. efficacy (lm/w) |
|-----------------------------|--|-------------------|------------------------|
| 2700°K warm-white | | | |
| high-power led |  20°x100° | 420 | 70.00 |
| 3000°K warm-white | | | |
| high-power led |  20°x100° | 440 | 73.33 |
| 4000°K neutral-white | | | |
| high-power led |  20°x100° | 460 | 76.66 |

