

# PIVOT B 1.9

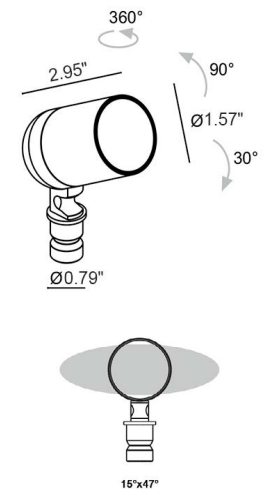
Pivot B is a new application for the compact Pivot floodlights, where poles with spikes provide flexibility in accentuating details in nature, such as flowerbeds and hedges, as well as illuminating pathways, architectural facades, statues and frescoes. They come in 3 sizes, and the poles conceal the power cables for an unobtrusive look among the greenery, with a wide range of optics, anti-glare accessories, and finishes. Dark Sky compliant for output below 80°.



## TECHNICAL DATA

<b>Wattage</b>	7W
<b>Power Supply</b>	Remote 24VDC, not included. See page 3.
<b>Construction</b>	Body: Anticorodal Aluminum Lens: Tempered Extra-Clear Glass Cable Length: 4.92' Standard
<b>CCT</b>	2700K, 3000K, 4000K
<b>CRI</b>	80, >90
<b>BUG Rating</b>	B1-U1-G0 (3000K, 45°, 34°, 17°, 11°, 15°x47°) B0-U0-G0 (3000K, 54°) B1-U0-G0 (3000K, 8°, 43°-CRI>90)
<b>Delivered Lumens</b>	374 lm (3000K, 34°, 7W, CRI >90), 463 lm (3000K, 34°, 7W, CRI 80) Dark Sky compliant, output below 80°
<b>Efficacy</b>	53.4 lm/W (3000K, 34°, CRI >90) 66.1 lm/W (3000K, 34°, CRI 80)
<b>Optics</b>	8 Standard (see below)
<b>Finishes</b>	4 Standard, Custom RAL on request (4 Stage Marine Grade Finish)
<b>Fixture Dimensions</b>	Ø1.57" x 2.76"
<b>Fixture Weight</b>	0.53 lbs
<b>Lumen Maintenance</b>	50,000 hrs L90, B10 (Ta 25°C)
<b>Color Consistency</b>	3-Step MacAdam
<b>Operating Temp.</b>	-4°F to +113°F
<b>IP Rating</b>	IP66
<b>Impact Resistance</b>	IK07

Fixture Dimensions



## ORDERING INFORMATION

Example: CP1900000150KE. Power Supplies & Accessories ordered separately.

CP1900						
Model #	CRI	Accessories	CCT	Optics	Finish	Cable Length
CP1900	0 - CRI 80 1 - CRI >90	000 - None 001 - Honeycomb Louver	F - 2700K 5 - 3000K 9 - 4000K	0V - 8° 0T - 11° 0S - 17° 0M - 34° 0L - 43° 0J - 45° 0K - 54° 0W - 15°x47°	H - Anthracite T - Cor-ten 5 - Jasper Green E - White C - Custom RAL (consult factory for "C")	4.92' standard 2 - 32.81'

Job Name/Date:

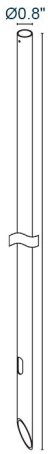
Fixture Type Designation:

## ACCESSORIES

Installation - **REQUIRED** - Order together with single or double lighting fixtures



**WPA00\_\_**  
Single Fixture Ground Spike  
19.7 inch  
Include one of the below finishes:  
**E** - White  
**H** - Anthracite  
**T** - Cor-ten  
**5** - Jasper Green  
**C** - Custom RAL



**WPA01\_\_**  
Single Fixture Ground Spike  
31.5 inch  
Include one of the below finishes:  
**E** - White  
**H** - Anthracite  
**T** - Cor-ten  
**5** - Jasper Green  
**C** - Custom RAL



**WPA02\_\_**  
Single Fixture Ground Spike  
43.3 inch  
Include one of the below finishes:  
**E** - White  
**H** - Anthracite  
**T** - Cor-ten  
**5** - Jasper Green  
**C** - Custom RAL



**WPA03\_\_**  
Dual Fixture Ground Spike  
19.7 inch  
Include one of the below finishes:  
**E** - White  
**H** - Anthracite  
**T** - Cor-ten  
**5** - Jasper Green  
**C** - Custom RAL



**WPA04\_\_**  
Dual Fixture Ground Spike  
31.5 inch  
Include one of the below finishes:  
**E** - White  
**H** - Anthracite  
**T** - Cor-ten  
**5** - Jasper Green  
**C** - Custom RAL



**WPA11\_\_**  
Dual Fixture Ground Spike  
43.3 inch  
Include one of the below finishes:  
**E** - White  
**H** - Anthracite  
**T** - Cor-ten  
**5** - Jasper Green  
**C** - Custom RAL

## ACCESSORIES

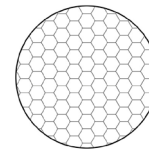
### Anti-Glare



**WB0310\_\_**  
Standard Snoot  
Include one of the below finishes:  
**E** - White  
**H** - Anthracite  
**T** - Cor-ten  
**5** - Jasper Green  
**C** - Custom RAL



**WB0311\_\_**  
Asymmetrical Snoot  
Include one of the below finishes:  
**E** - White  
**H** - Anthracite  
**T** - Cor-ten  
**5** - Jasper Green  
**C** - Custom RAL



**Honeycomb Louver**  
Built into the fixture

See the Ordering Matrix on page 1 for optical accessory code

Job Name/Date:

Fixture Type Designation:

## SUGGESTED POWER SUPPLIES

24VDC

Part Number	Description	Input/Output	# of Fixtures
<a href="#">PPLT00543</a>	0-10V Dimming to 15% (-40°C / -40°F cold weather start)	120-277VAC to 24VDC, 100W, Class 2	1-11
<a href="#">PPLT00284</a>	Non-Dim	120-277VAC to 24VDC, 100W, Class 2, DAMP	1-11

## Suggested Lutron Compatible

Part Number	Option	Lutron SKU	Dim Range	Description	Input/Output	# of Fixtures
<a href="#">PPLT00530</a>	L3DAE / L3DA3W	L3DA	100%-1%	Hi-Lume™ 1% EcoSystem™ or 1% 3-Wire LED Driver	120-277VAC to 24VDC, 96W, Class 2	1-10

## DRIVERS IN NEMA ENCLOSURE

Remote 24VDC - ELV / TRIAC / 0-10V



PPLT00715

Part Number	Description	Input/Output	# of Fixtures
<a href="#">PPLT00715</a>	ELV / TRIAC / 0-10V Dimming to 0.1%	120-277VAC to 24VDC, 96W, Class 2, WET/DAMP	1-10

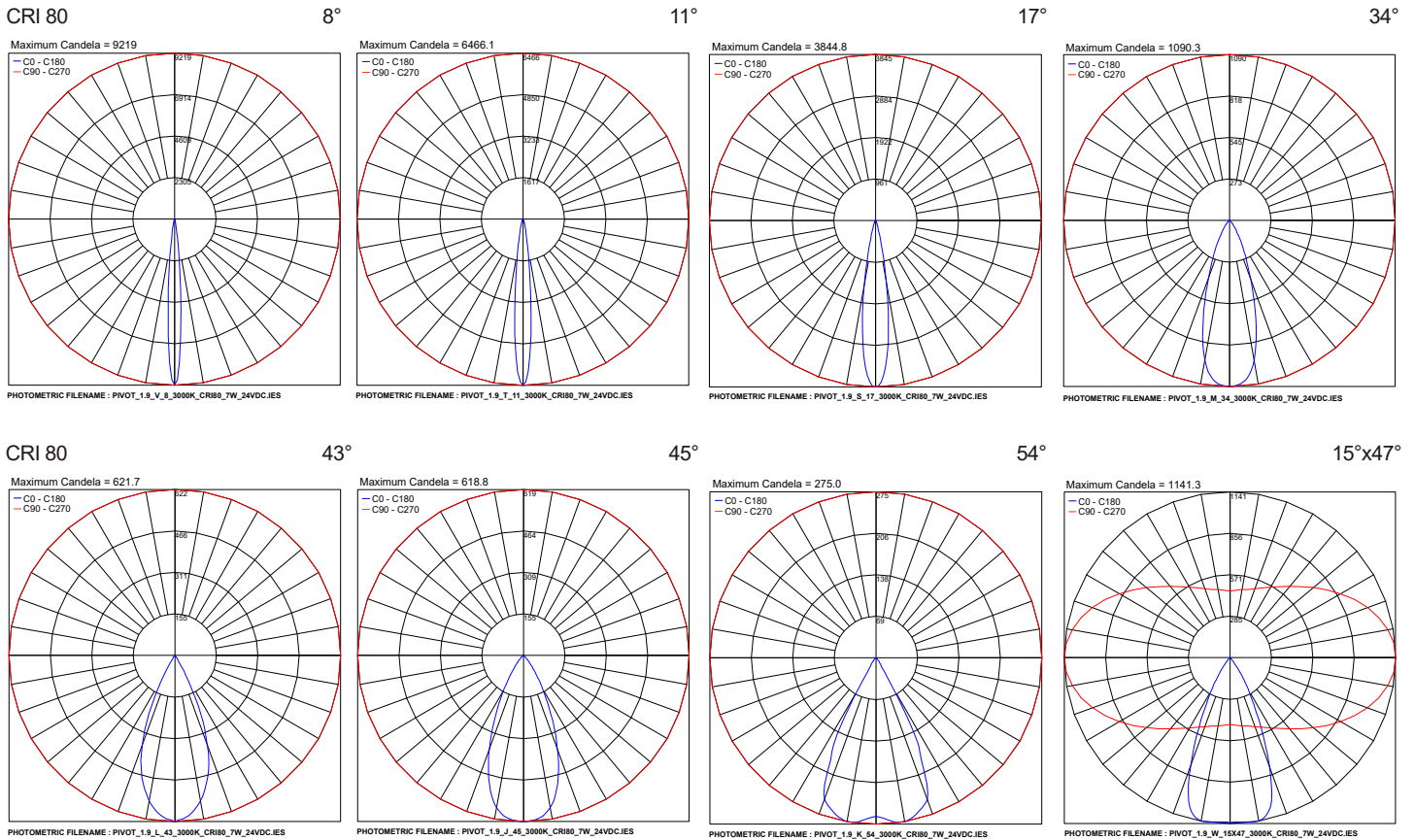
For other power supply options consult factory.

Job Name/Date:

Fixture Type Designation:

## PHOTOMETRIC DATA

Note: All photometry is 3000K

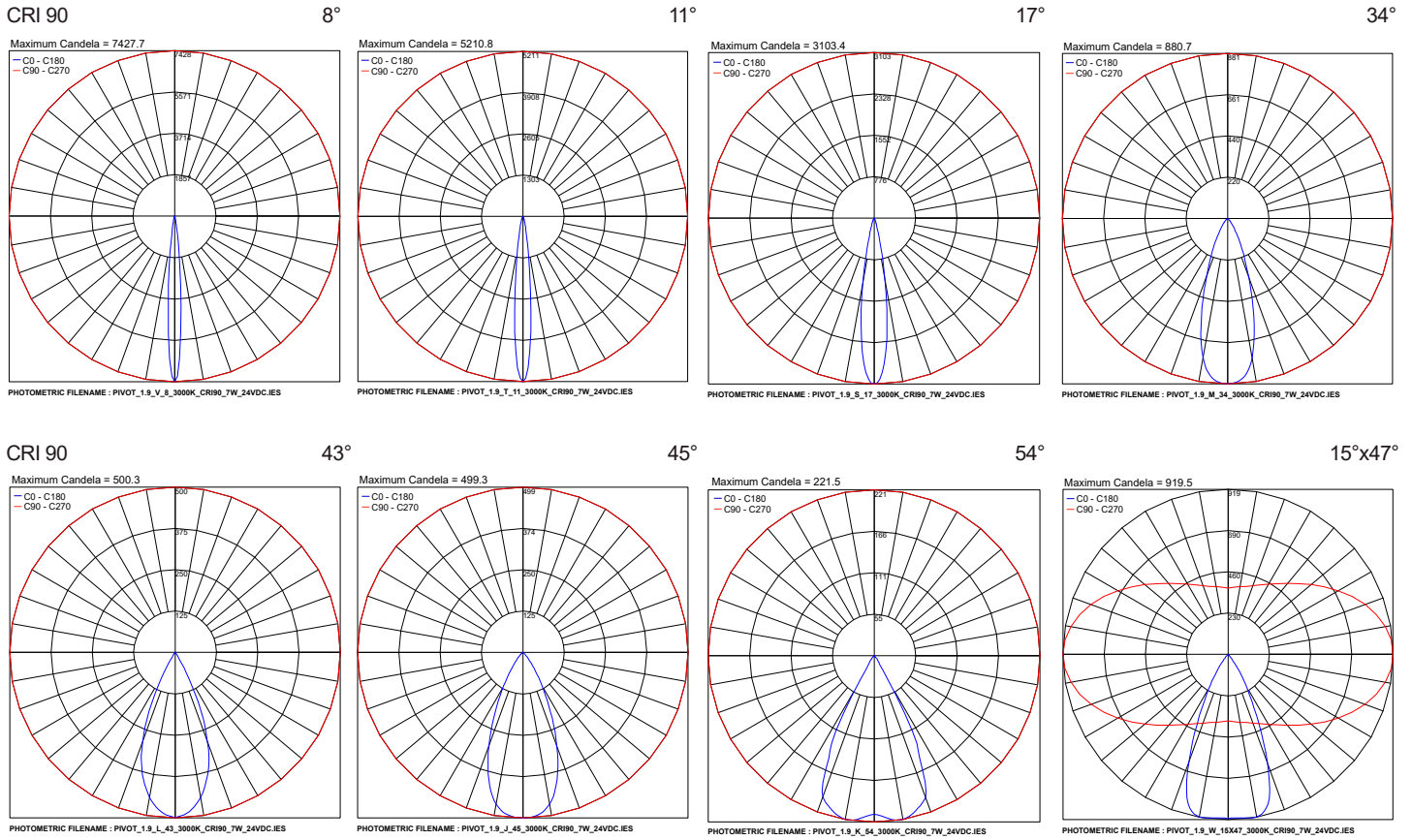


Job Name/Date:

Fixture Type Designation:

## PHOTOMETRIC DATA

Note: All photometry is 3000K



Job Name/Date:

Fixture Type Designation: