

PIVOT B 3.9

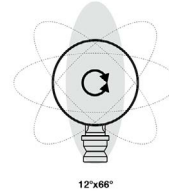
Pivot B is a new application for the compact Pivot floodlights, where poles with spikes provide flexibility in accentuating details in nature, such as flowerbeds and hedges, as well as illuminating pathways, architectural facades, statues and frescoes. They come in 3 sizes, and the poles conceal the power cables for an unobtrusive look among the greenery, with a wide range of optics, anti-glare accessories, and finishes. Dark Sky compliant for output below 80°.



TECHNICAL DATA

Wattage	25W
Power Supply	Remote 24VDC, not included. See page 3.
Construction	Body: Anticorodal Aluminum Lens: Tempered Extra-Clear Glass Cable Length: 4.92' Standard
CCT	2700K, 3000K, 4000K
CRI	80, >90
BUG Rating	B2-U0-G0 (3000K - All Optics)
Delivered Lumens	1575 lm (3000K, 13°, 25W, CRI 90), 1818 lm (3000K, 13°, 25W, CRI 80) Dark Sky compliant, output below 80°
Efficacy	63.0 lm/W (3000K, 13°, 25W, CRI 90), 72.7 lm/W (3000K, 13°, 25W, CRI 80)
Optics	6 Standard (see below)
Finishes	4 Standard, Custom RAL on request
Fixture Dimensions	Ø3.11" x 4.84" h
Fixture Weight	2.12 lbs
Lumen Maintenance	50,000 hrs L70, B10 (Ta 25°C)
Color Consistency	2-Step MacAdam
Operating Temp.	-20°C to +50°C
IP Rating	IP66
Impact Resistance	IK08

Fixture Dimensions



ORDERING INFORMATION

Example: CP3900000050KE. Power Supplies & Accessories ordered separately.

CP3900					
Model #	CRI	Accessories	CCT	Optics	Finish
CP3900	0 - CRI 80 1 - CRI >90	000 - None 001 - Honeycomb Louver	F - 2700K 5 - 3000K 9 - 4000K	0S - 13° 0M - 29° 0L - 42° 0K - 59° 0W - 12"x66" R3 - optical range 15°- 38° <i>Honeycomb louver not available in 0W and R3</i>	H - Anthracite T - Cor-ten 5 - Jasper Green E - White C - Custom RAL <i>(consult factory for "C")</i>

Job Name/Date:

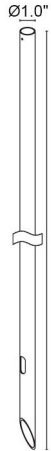
Fixture Type Designation:

ACCESSORIES

Installation - **REQUIRED** - Order together with single or double lighting fixtures



WPA05__
Single Fixture Ground Spike
19.7 inch
Include one of the below finishes:
E - White
H - Anthracite
T - Cor-ten
5 - Jasper Green
C - Custom RAL



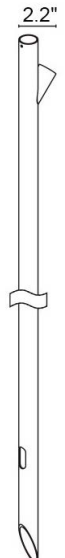
WPA06__
Single Fixture Ground Spike
31.5 inch
Include one of the below finishes:
E - White
H - Anthracite
T - Cor-ten
5 - Jasper Green
C - Custom RAL



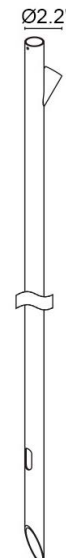
WPA07__
Single Fixture Ground Spike
43.3 inch
Include one of the below finishes:
E - White
H - Anthracite
T - Cor-ten
5 - Jasper Green
C - Custom RAL



WPA08__
Dual Fixture Ground Spike
19.7 inch
Include one of the below finishes:
E - White
H - Anthracite
T - Cor-ten
5 - Jasper Green
C - Custom RAL



WPA09__
Dual Fixture Ground Spike
31.5 inch
Include one of the below finishes:
E - White
H - Anthracite
T - Cor-ten
5 - Jasper Green
C - Custom RAL



WPA10__
Dual Fixture Ground Spike
43.3 inch
Include one of the below finishes:
E - White
H - Anthracite
T - Cor-ten
5 - Jasper Green
C - Custom RAL

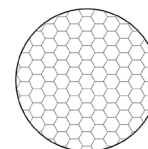
ACCESSORIES - Anti-Glare



WBA16__
Standard Snoot
Include one of the below finishes:
E - White
H - Anthracite
T - Cor-ten
5 - Jasper Green
C - Custom RAL



WBA17__
Asymmetrical Snoot
Include one of the below finishes:
E - White
H - Anthracite
T - Cor-ten
5 - Jasper Green
C - Custom RAL



Honeycomb Louver
Built into the fixture
See the Ordering Matrix on page 1 for optical accessory code



Magnet
For adjustable optics and zoom

Job Name/Date:

Fixture Type Designation:

SUGGESTED POWER SUPPLIES - 24VDC

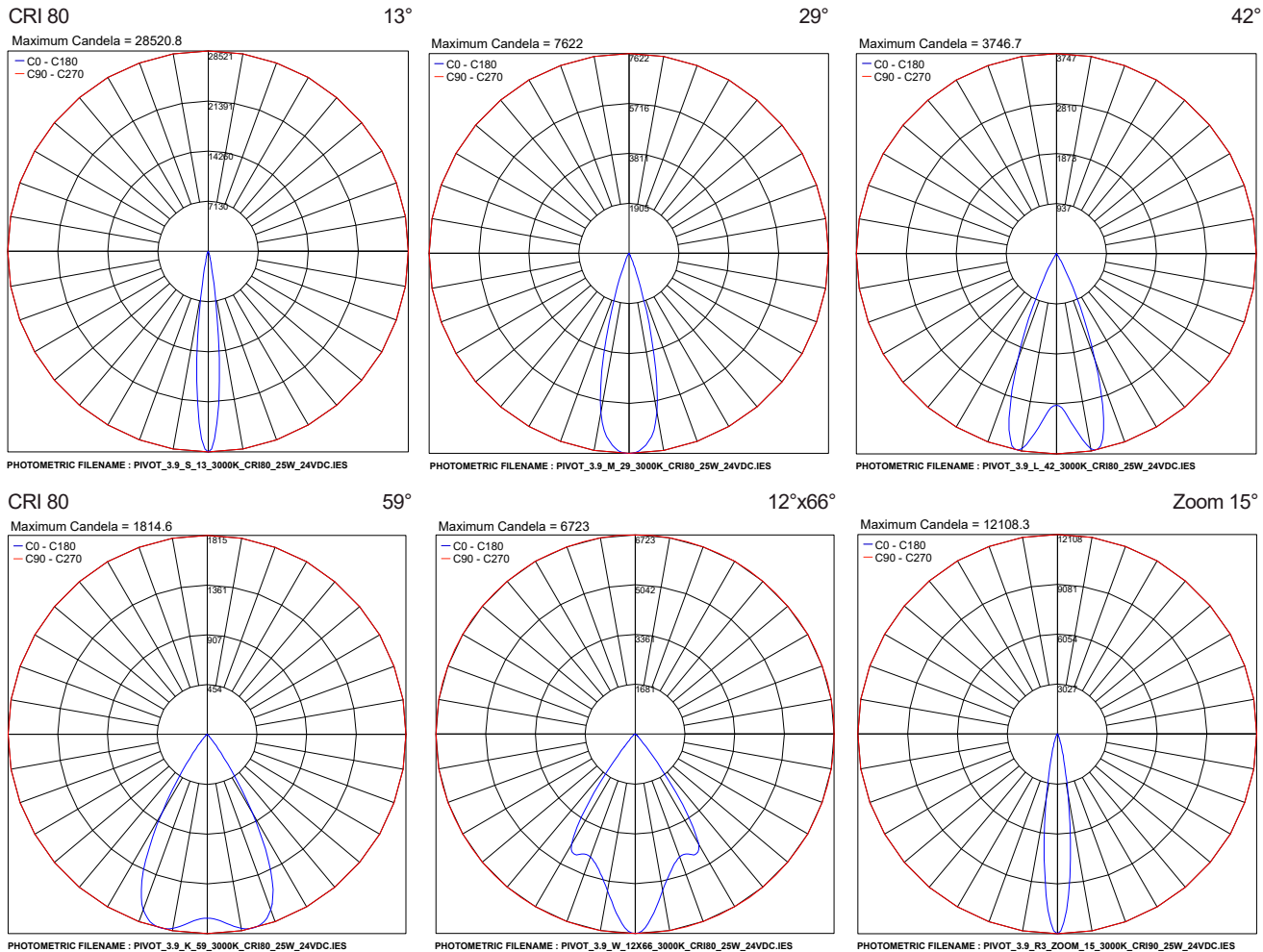
Part Number	Description	Input/Output	# of Fixtures
PPLT00586	Non-Dim	120-277VAC to 24VDC, 40W, Class 2	1-1
PPLT00690	ELV / TRIAC & 0-10V Dimming	120-277VAC to 24VDC, 40W, Class 2, IP67	1-1
PPLT00284	Non-Dim	120-277VAC to 24VDC, 100W, Class 2, DAMP	1-3
PPLT00543	0-10V Dimming to 15% (-40°C / -40°F cold weather start)	120-277VAC to 24VDC, 100W, Class 2	1-3

Suggested Lutron Compatible

Part Number	Option	Lutron SKU	Dim Range	Description	Input/Output	# of Fixtures
PPLT00273	L3DAE / L3DA3W	L3DA	100%-1%	Hi-Lume™ 1% EcoSystem™ or 1% 3-Wire LED Driver	120-277VAC to 24VDC, 40W, Class 2	1-1
PPLT00530	L3DAE / L3DA3W	L3DA	100%-1%	Hi-Lume™ 1% EcoSystem™ or 1% 3-Wire LED Driver	120-277VAC to 24VDC, 96W, Class 2	1-3

For other power supply options consult factory.

PHOTOMETRIC DATA - Note: All photometry is 3000K

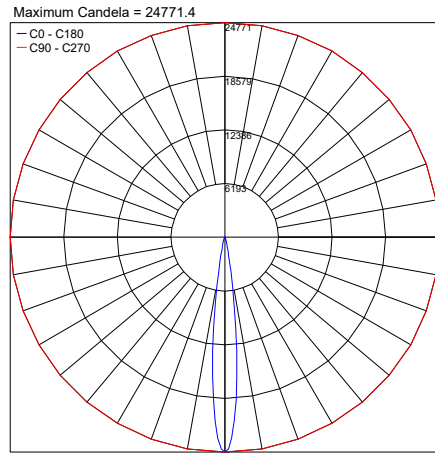


Job Name/Date:

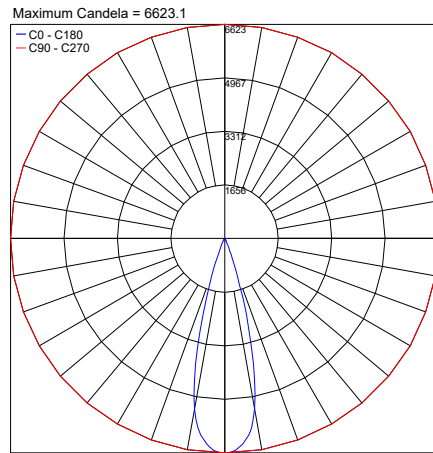
Fixture Type Designation:

PHOTOMETRIC DATA - Note: All photometry is 3000K

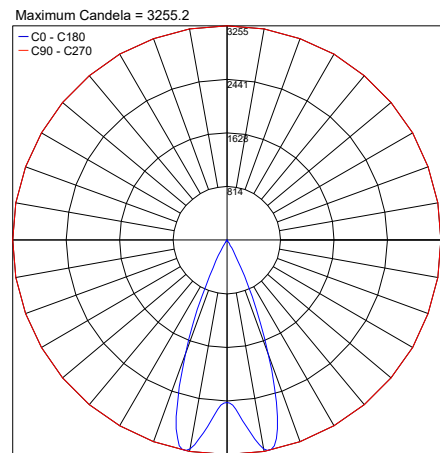
CRI 90 13°



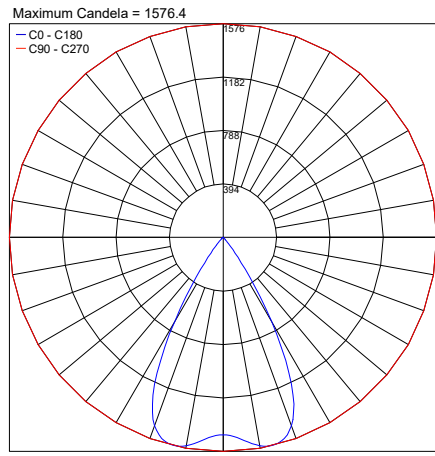
Maximum Candela = 6623.1 29°



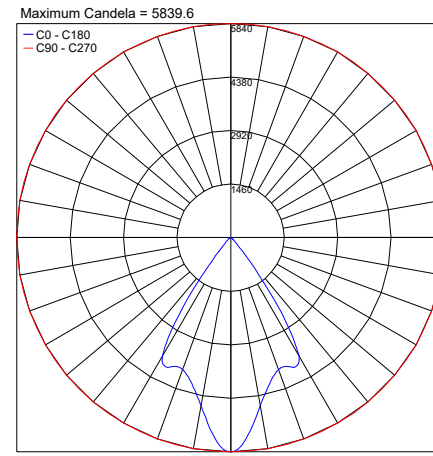
Maximum Candela = 3255.2 42°



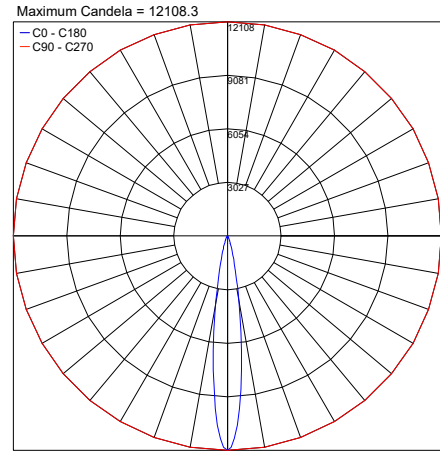
CRI 90 59°



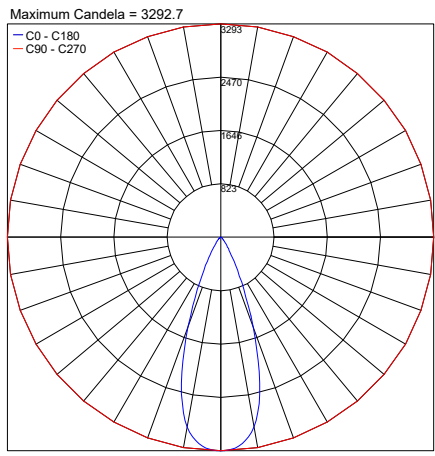
Maximum Candela = 5839.6 12°x66°



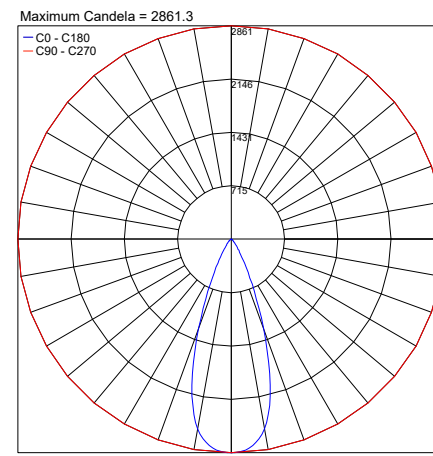
Maximum Candela = 12108.3 Zoom 15°



CRI 80 Zoom 38°



CRI 90 Zoom 38°



Job Name/Date:

Fixture Type Designation: