

BRICK DOUBLE DIFFUSED

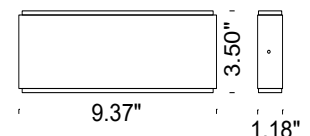
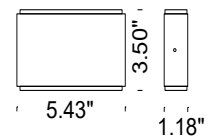
BRICK is a family of thin, versatile luminaires that are available in single or double wall-mounts or as a bollard. BRICK DOUBLE DIFFUSED is a wall mounted version in 2 lengths with up and down light emission, diffused optics, 3 color temperatures and 4 standard finishes.



TECHNICAL DATA

Wattage	7W (F30810), 14W (F30811)
Power Supply	Integral 120VAC
Construction	Housing: Die Cast ENAB46100 Aluminum Lens: Extra Clear Tempered Glass
CCT	2700K, 3000K, 4000K
BUG Rating	B0-U3-G0 (7W, 3000K) B1-U4-G0 (14W, 3000K)
CRI	>80
Delivered Lumens	908 lm (7W, 3000K) 1814 lm (14W, 3000K)
Efficacy	129.7 lm/W
Optics	Diffuse
Finishes	Anthracite, Pure White (RAL 9010), ALU Gray (RAL 9006), Dark Brown
Lumen Maintenance	70,000 hrs (Ta 35°C)
Fixture Dimensions	5.43" x 3.50" (F30810 - 7W) 9.37" x 3.50" (F30811 - 14W)
IP Rating	IP65
Impact Resistance	IK08

Fixture Dimensions



ORDERING INFORMATION

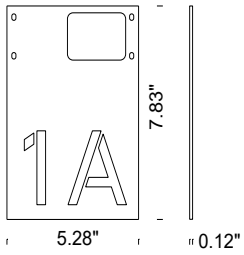
Example: F30810.1.2.05.US. Accessories ordered separately.

			05	.US
Model No.	Finish	CCT	Optics	
F30810 - 7W	1 - Anthracite	2 - 2700K	05 - Diffused	.US
F30811 - 14W	2 - Pure White (RAL 9010)	3 - 3000K		
	4 - ALU Gray (RAL 9006)	4 - 4000K		
	8 - Dark Brown			

Job Name/Date:

Fixture Type Designation:

ACCESSORIES



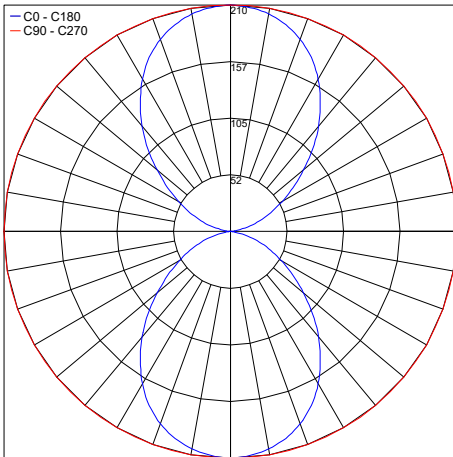
- A0009_**
Custom Tab
(Specify the custom graphic design along with order)
Include one of the below finishes:
- 1 - Anthracite
 - 2 - Pure White (RAL 9010)
 - 4 - ALU Gray (RAL 9006)
 - 8 - Dark Brown

PHOTOMETRIC DATA

Note: All Photometry is 3000K

7W VERSION

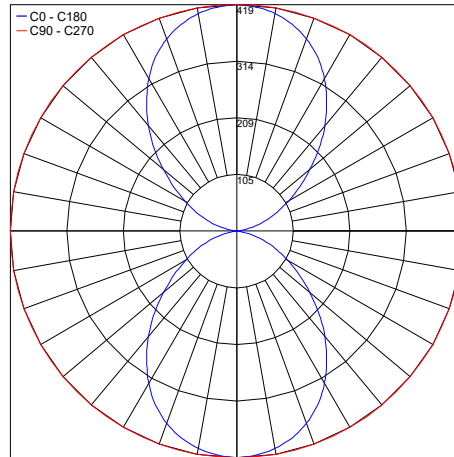
Maximum Candela = 209.6



PHOTOMETRIC FILENAME : BRICK DOUBLE 7W 30K DIFFUSE - 30810.X.3.05.IES

14W VERSION

Maximum Candela = 418.6



PHOTOMETRIC FILENAME : BRICK DOUBLE 14W 30K DIFFUSE - 30811.X.3.05.IES

Job Name/Date:

Fixture Type Designation: