

EASY LINE - Clear LL10

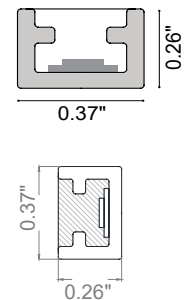
EASY LINE is a vertical, bendable LED strip that is IP65-IP68 rated ideal for fountains or swimming pools for panel installation in reinforced concrete with tiles or pool liner. It is available in Transparent, Frost, Clear or Total Light with static white, tunable white or RGB, and guarantees protection against UV rays and the corrosive action of salt and sodium hypochlorite. EASY LINE Clear has a white outercasing. **Not cuttable in the field.**



TECHNICAL DATA

| | | |
|---------------------------|---|------------------------|
| Wattage | 11W / 3.28 ft (1 m) | |
| Power Supply | Remote Fountain/Pool Approved 24VDC Power Supply, not included. See page 2. | |
| Construction | Body: Transparent Resin Outercase: White PVC | |
| CCT | 3400K, 3750K, 5700K (204 LED / 3.28') Warm White on request: 2200K, 2600K, 2900K | |
| CRI | 85 | |
| Delivered Lumens | 980 lm / 3.28' (3400K) 1020 lm / 3.28' (3750K) | 935 lm / 3.28' (5700K) |
| Efficacy | 89.1 lm/W (3400K) 92.7 lm/W (3750K) | 85 lm/W (5700K) |
| Optics | 120° | |
| Fixture Dimensions | 0.37" w x 0.26" h x Various Lengths | |
| LED Source | SMD 3014 | |
| LED Spacing | 204 LED per 3.28 ft (1 m), 0.20" between LEDs | |
| Lumen Maintenance | L80,B10>50,000 hrs | |
| Color Consistency | 2-3-Step MacAdam | |
| Operating Temp. | -22°F to 131°F | |
| IP Rating | IP65 / IP68 | |

Fixture Dimensions



NOT CUTTABLE IN THE FIELD

ORDERING INFORMATION

Example: LL10-N.24.68.C.US. Power Supplies / Accessories ordered separately.

| LL10 | - | | . | 24 | . | | . | C | . | US |
|------------------------------|-------------------------------------|--|------------|------------------------|---|--|---|-----------|---|----|
| Model No. | CCT | | Power | IP Rating | | | | | | |
| LL10 - 204 LED / 3.28' (1 m) | V - 3400K W - 3750K N - 5700K | Warm White On Request V8 - 2200K V2 - 2600K V5 - 2900K | 24 - 24VDC | 65 - IP65 68 - IP68 | | | | C - Clear | | US |

Job Name/Date:

Fixture Type Designation:

SUGGESTED POWER SUPPLIES

24VDC - **TO BE USED WITH FOUNTAIN / SWIMMING POOLS**

| Part Number | Description | Input/Output | # of Fixtures |
|-------------------------------|---|--|---------------|
| FPV-100110024 | ELV / TRIAC & 0-10V Dimming (100 to 0%) | 120-277VAC to 24VDC, 100W, Class 2, NEMA 4 | 1-6 |
| FPV-100000024 | Non-Dim | 120-277VAC to 24VDC, 100W, Class 2, NEMA 4 | 1-7 |
| FPV-100100024 | 0-10V Dimming (2 Channels) | 120-277VAC to 24VDC, 100W, Class 2, NEMA 4 | 1-14 |

SUGGESTED POWER SUPPLIES

24VDC - **TO BE USE FOR INDOOR/OUTDOOR USE - NOT** Fountain / Swimming Pool

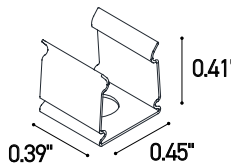
| Part Number | Description | Input/Output | # of Fixtures |
|---------------------------|---|---|---------------|
| PPLT00056 | Non-Dim | 120-277VAC to 24VDC, 26W, Class 2, IP66 | 1-1 |
| PPLT00690 | ELV / TRIAC & 0-10V Dimming | 120-277VAC to 24VDC, 40W, Class 2, IP67 | 1-2 |
| PPLT00543 | 0-10V Dimming to 15% (-40°C / -40°F cold weather start) | 120-277VAC to 24VDC, 100W, Class 2 | 1-7 |

Suggested Lutron Compatible - **FOR INDOOR/OUTDOOR USE ONLY**

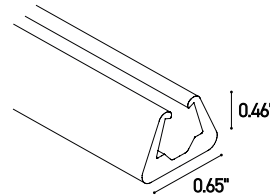
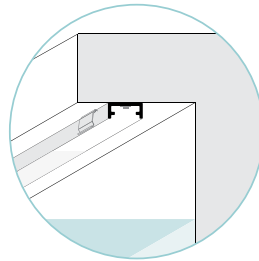
| Part Number | Option | Lutron SKU | Dim Range | Description | Input/Output | # of Fixtures |
|---------------------------|----------------|------------|-----------|--|-----------------------------------|---------------|
| PPLT00273 | L3DAE / L3DA3W | L3DA | 100%-1% | Hi-Lume™ 1% EcoSystem™ or 1% 3-Wire LED Driver | 120-277VAC to 24VDC, 40W, Class 2 | 1-2 |
| PPLT00530 | L3DAE / L3DA3W | L3DA | 100%-1% | Hi-Lume™ 1% EcoSystem™ or 1% 3-Wire LED Driver | 120-277VAC to 24VDC, 96W, Class 2 | 1-6 |

For other power supply options consult factory.

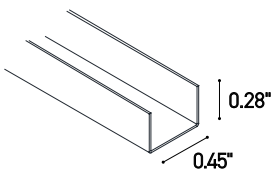
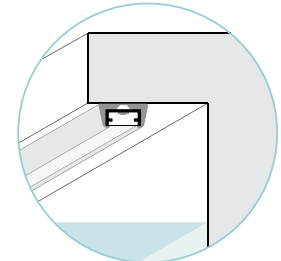
ACCESSORIES - Installation



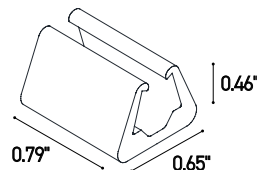
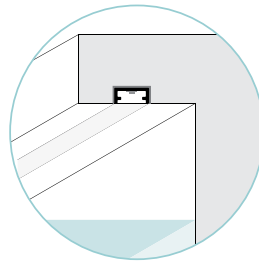
CLIP-AC-9.5x6.5-AC
Harmonic steel clips



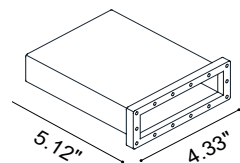
OUT-S-9.5x6.5.F/W
Flexible Silicone Outercase
L=16.4"



PRO-AL-9.5x6.5-AL
Rigid Aluminum Outercase
L=9.84'



CLIP-S-9.5x6.5.F/W
Silicone Clip

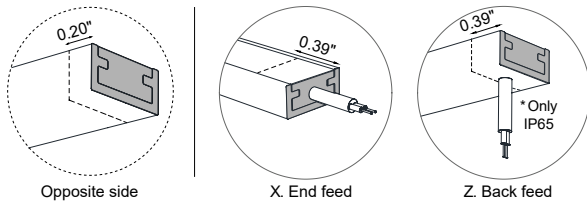


CABLE-BOX
Cable box

Job Name/Date:

Fixture Type Designation:

POWER CABLE EXIT / AREA WITH REDUCED LIGHT



CONNECTORS



THB.381.A2A.R
Micro plug and socket connector.
2PIN. male+female.
IP68. Ø0.55" x 3.54".
Compatible for all models except RGB, RGBW and Tunable white.



THB.387.A4A.L.R
Micro plug and socket connector.
4PIN. male+female.
IP68. Ø0.91" x 4.45".
Compatible for all models except RGBW.



THB.391.A4A.L.R
Mini In-line circular joint connector.
4PIN. male+female.
IP68. Ø0.91" x 3.74".
Compatible for all models except RGBW.



THB.402.D4A.R
Connector type "T". 4PIN.
IP68. Ø1.26" x 3.58" x 4.76".
Compatible for all models except RGBW.



THB.209.A4A
Junction box type "H". 4PIN.
IP68. 4.25" x 2.56" x 1.10".
Compatible for all models except RGBW.



THB.399.D4E
Connector type "Y". 4PIN.
IP68. Ø1.26" x 2.48" x 7.09".
Compatible for all models except RGBW.



THB.392.A4A
Connector type "H". 4PIN.
IP68. Ø1.10" x 2.13" x 3.15".
Compatible for all models except RGBW.



THB.390.C1A
Connector type "T". 3PIN.
IP68. Ø1.26" x 3.62" x 2.87".
Compatible for all models except RGB and RGBW.

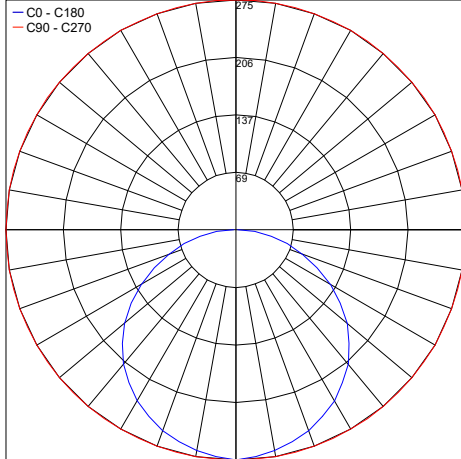
Job Name/Date:

Fixture Type Designation:

PHOTOMETRIC DATA

3400K

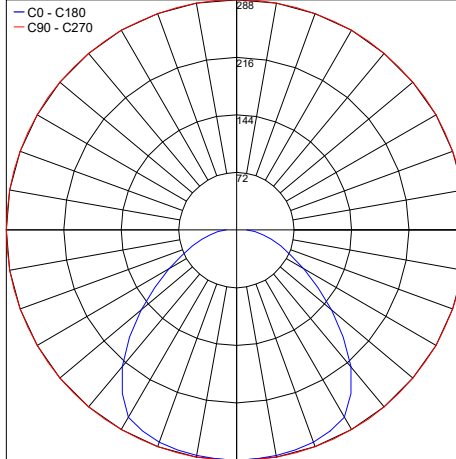
Maximum Candela = 275



PHOTOMETRIC FILENAME : EASY LINE CLEAR LL10.SVF24-6568.C 3400K.IES

3750K

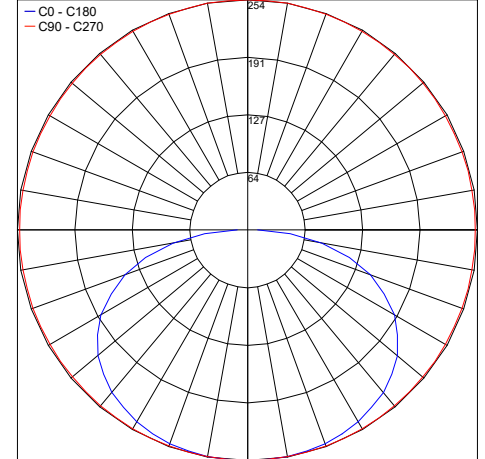
Maximum Candela = 287.8



PHOTOMETRIC FILENAME : EASY LINE CLEAR LL10.SWF24-6568.C 3750K.IES

5700K

Maximum Candela = 254.1



PHOTOMETRIC FILENAME : EASY LINE CLEAR LL10.SNF24-6568.C 5700K.IES

Job Name/Date:

Fixture Type Designation: