

EASY LINE - Clear LL28

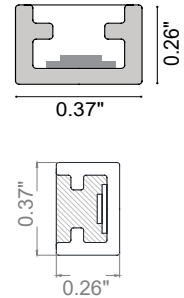
EASY LINE is a vertical, bendable LED strip that is IP65-IP68 rated ideal for fountains or swimming pools for panel installation in reinforced concrete with tiles or pool liner. It is available in Transparent, Frost, Clear or Total Light with static white, tunable white or RGB, and guarantees protection against UV rays and the corrosive action of salt and sodium hypochlorite. EASY LINE Clear has a white outercasing. **Not cuttable in the field.**



TECHNICAL DATA

Wattage	11W / 3.28 ft (1 m)	
Power Supply	Remote Fountain/Pool Approved 24VDC Power Supply, not included. See page 2.	
Construction	Body: Transparent Resin Outercase: White PVC	
CCT	3750K, 4300K, 4400K (108 LED / 3.28') Single Colors: Red, Green, Blue, Amber	
CRI	85	
Delivered Lumens	1065 lm / 3.28' (3750K) 1010 lm / 3.28' (4300K)	1025 lm / 3.28' (4400K)
Efficacy	96.8 lm/W (3750K) 91.8 lm/W (4300K)	93.2 lm/W (4400K)
Nanoscale	Red: 625 nm Green: 525 nm	Blue: 465 nm Amber: 590 nm
Optics	120°	
Fixture Dimensions	0.37" w x 0.26" h x Various Lengths	
LED Source	SMD 3014	
LED Spacing	108 LED per 3.28 ft (1 m), 0.36" between LEDs	
Lumen Maintenance	L80,B10>50,000 hrs	
Color Consistency	2-3-Step MacAdam	
Operating Temp.	-22°F to 131°F	
IP Rating	IP65 / IP68	

Fixture Dimensions



NOT CUTTABLE IN THE FIELD

ORDERING INFORMATION

Example: LL28-N.24.68.C.US Power Supplies ordered separately.

LL28	-		.	24	.		.	C	.	US
Model No.	CCT	Power	IP Rating							
LL28 - 108 LED / 3.28' (1 m)	V - 3750K W - 4300K N - 4400K	24 - 24VDC	65 - IP65 68 - IP68	R - Red G - Green B - Blue A - Amber				C - Clear		US

Job Name/Date:

Fixture Type Designation:

SUGGESTED POWER SUPPLIES

24VDC

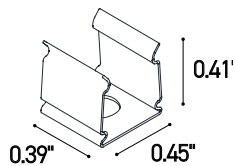
Part Number	Description	Input/Output	# of Fixtures
PPLT00056	Non-Dim	120-277VAC to 24VDC, 26W, Class 2, IP66	1-1
PPLT00690	ELV / TRIAC & 0-10V Dimming	120-277VAC to 24VDC, 40W, Class 2, IP67	1-2
PPLT00284	Non-Dim	120-277VAC to 24VDC, 100W, Class 2, DAMP	1-7
PPLT00543	0-10V Dimming to 15% (-40°C / -40°F cold weather start)	120-277VAC to 24VDC, 100W, Class 2	1-7

Suggested Lutron Compatible

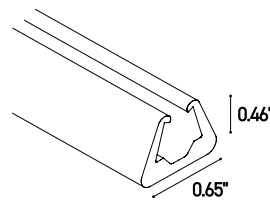
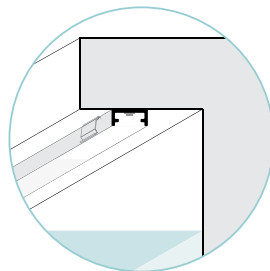
Part Number	Option	Lutron SKU	Dim Range	Description	Input/Output	# of Fixtures
PPLT00273	L3DAE / L3DA3W	L3DA	100%-1%	Hi-Lume™ 1% EcoSystem™ or 1% 3-Wire LED Driver	120-277VAC to 24VDC, 40W, Class 2	1-2
PPLT00530	L3DAE / L3DA3W	L3DA	100%-1%	Hi-Lume™ 1% EcoSystem™ or 1% 3-Wire LED Driver	120-277VAC to 24VDC, 96W, Class 2	1-6

For other power supply options consult factory.

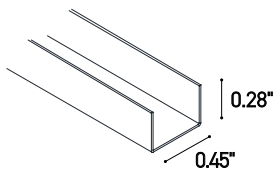
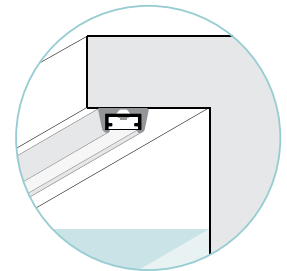
ACCESSORIES - Installation



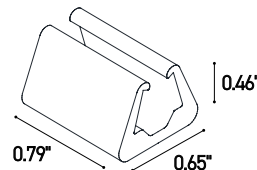
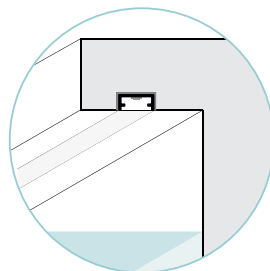
CLIP-AC-9.5x6.5-AC
Harmonic steel clips



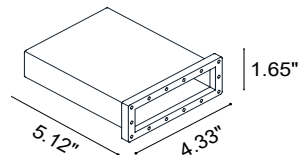
OUT-S-9.5x6.5.F/W
Flexible Silicone Outercase
L=16.4"



PRO-AL-9.5x6.5-AL
Rigid Aluminum Outercase
L=9.84"



CLIP-S-9.5x6.5.F/W
Silicone Clip

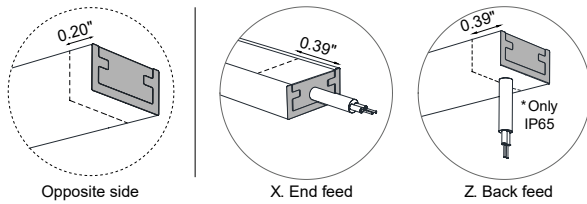


CABLE-BOX
Cable box

Job Name/Date:

Fixture Type Designation:

Power Cable Exit/Area with Reduced Light



CONNECTORS



THB.381.A2A.R
 Micro plug and socket connector.
 2PIN. male+female.
 IP68. Ø0.55" x 3.54".
Compatible for all models except RGB, RGBW and Tunable white.



THB.387.A4A.L.R
 Micro plug and socket connector.
 4PIN. male+female.
 IP68. Ø0.91" x 4.45".
Compatible for all models except RGBW.



THB.391.A4A.L.R
 Mini In-line circular joint connector.
 4PIN. male+female.
 IP68. Ø0.91" x 3.74".
Compatible for all models except RGBW.



THB.402.D4A.R
 Connector type "T". 4PIN.
 IP68. Ø1.26" x 3.58" x 4.76".
Compatible for all models except RGBW.



THB.209.A4A
 Junction box type "H". 4PIN.
 IP68. 4.25" x 2.56" x 1.10".
Compatible for all models except RGBW.



THB.399.D4E
 Connector type "Y". 4PIN.
 IP68. Ø1.26" x 2.48" x 7.09".
Compatible for all models except RGBW.



THB.392.A4A
 Connector type "H". 4PIN.
 IP68. Ø1.10" x 2.13" x 3.15".
Compatible for all models except RGBW.



THB.390.C1A
 Connector type "T". 3PIN.
 IP68. Ø1.26" x 3.62" x 2.87".
Compatible for all models except RGB and RGBW.

Job Name/Date:

Fixture Type Designation: