

# EASY LINE - Clear LL3

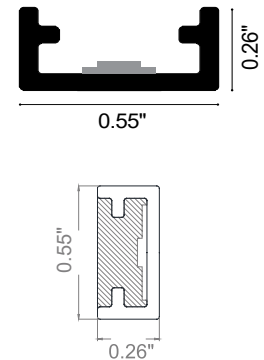
EASY LINE is a vertical, bendable LED strip that is IP65-IP68 rated ideal for fountains or swimming pools for panel installation in reinforced concrete with tiles or pool liner. It is available in Transparent, Frost, Clear or Total Light with static white, tunable white or RGB, and guarantees protection against UV rays and the corrosive action of salt and sodium hypochlorite. EASY LINE Clear has a white outercasing. **Not cuttable in the field.**



## TECHNICAL DATA

<b>Wattage</b>	5W / 3.28 ft (1 m)	
<b>Power Supply</b>	Remote Fountain/Pool Approved 24VDC Power Supply, not included. See page 2.	
<b>Construction</b>	Body: Transparent Resin Outercase: White PVC	
<b>CCT</b>	3550K, 4200K, 5500K (60 LED / 3.28') Single Colors: Red, Green, Blue, Amber Warm White on request: 2200K, 2600K, 2900K	
<b>CRI</b>	85	
<b>Delivered Lumens</b>	450 lm / 3.28' (3550K) 420 lm / 3.28' (4200K)	465 lm / 3.28' (5500K)
<b>Efficacy</b>	90 lm/W (3550K) 84 lm/W (4200K)	93 lm/W (5500K)
<b>Nanoscale</b>	Red: 625 nm Green: 525 nm	Blue: 470 nm Amber: 590 nm
<b>Optics</b>	120°	
<b>Fixture Dimensions</b>	0.55" w x 0.26" h x Various Lengths	
<b>LED Source</b>	SMD 3014	
<b>LED Spacing</b>	60 LED per 3.28 ft (1 m), 0.67" between LEDs	
<b>Lumen Maintenance</b>	L80,B10>50,000 hrs	
<b>Color Consistency</b>	2-3-Step MacAdam	
<b>Operating Temp.</b>	-22°F to 131°F	
<b>IP Rating</b>	IP65 / IP68	

Fixture Dimensions



**NOT CUTTABLE IN THE FIELD**

## ORDERING INFORMATION

Example: LL3-N.24.68.C.US. Power Supplies / Accessories ordered separately.

LL3	-		.	24	.		.	C	.	US
<b>Model No.</b>	<b>CCT</b>	<b>Power</b>	<b>IP Rating</b>	<b>C</b>	<b>US</b>					
LL3 - 60 LED / 3.28' (1 m)	<b>V</b> - 3550K <b>W</b> - 4200K <b>N</b> - 5500K <b>R</b> - Red <b>G</b> - Green <b>B</b> - Blue <b>A</b> - Amber	<b>24</b> - 24VDC <i>Warm White On Request</i> <b>V8</b> - 2200K <b>V2</b> - 2600K <b>V5</b> - 2900K	<b>65</b> - IP65 <b>68</b> - IP68	<b>C</b> - Clear	<b>US</b>					

Job Name/Date:

Fixture Type Designation:

## SUGGESTED POWER SUPPLIES

24VDC - **TO BE USED WITH FOUNTAIN / SWIMMING POOLS**

Part Number	Description	Input/Output	# of Fixtures
<a href="#">FPV-100110024</a>	ELV / TRIAC & 0-10V Dimming (100 to 0%)	120-277VAC to 24VDC, 100W, Class 2, NEMA 4	1-15
<a href="#">FPV-100000024</a>	Non-Dim	120-277VAC to 24VDC, 100W, Class 2, NEMA 4	1-16
<a href="#">FPV-100100024</a>	0-10V Dimming (2 Channels)	120-277VAC to 24VDC, 100W, Class 2, NEMA 4	1-32

## SUGGESTED POWER SUPPLIES

24VDC - **TO BE USE FOR INDOOR/OUTDOOR USE - NOT Fountain / Swimming Pool**

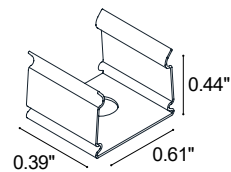
Part Number	Description	Input/Output	# of Fixtures
<a href="#">PPLT00056</a>	Non-Dim	120-277VAC to 24VDC, 26W, Class 2, IP66	1-4
<a href="#">PPLT00690</a>	ELV / TRIAC & 0-10V Dimming	120-277VAC to 24VDC, 40W, Class 2, IP67	1-6
<a href="#">PPLT00543</a>	0-10V Dimming to 15% (-40°C / -40°F cold weather start)	120-277VAC to 24VDC, 100W, Class 2	1-16

Suggested Lutron Compatible - **FOR INDOOR/OUTDOOR USE ONLY**

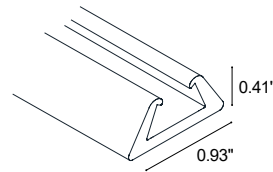
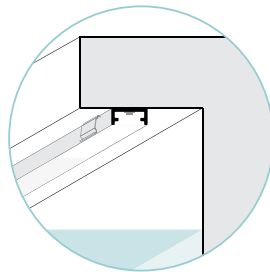
Part Number	Option	Lutron SKU	Dim Range	Description	Input/Output	# of Fixtures
<a href="#">PPLT00273</a>	L3DAE / L3DA3W	L3DA	100%-1%	Hi-Lume™ 1% EcoSystem™ or 1% 3-Wire LED Driver	120-277VAC to 24VDC, 40W, Class 2	1-6
<a href="#">PPLT00530</a>	L3DAE / L3DA3W	L3DA	100%-1%	Hi-Lume™ 1% EcoSystem™ or 1% 3-Wire LED Driver	120-277VAC to 24VDC, 96W, Class 2	1-15

For other power supply options consult factory.

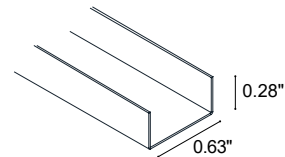
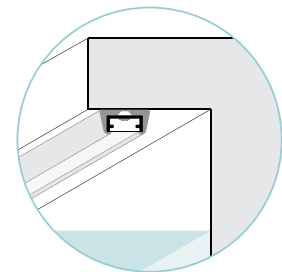
## ACCESSORIES - Installation



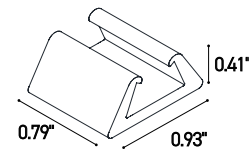
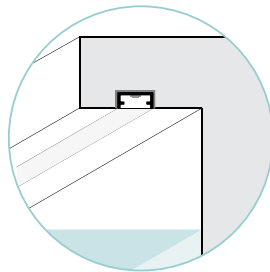
**CLIP-AC-14x6.5-AC**  
Harmonic steel clips



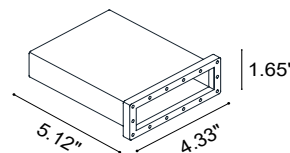
**OUT-S-14x6.5.F/W**  
White Flexible Silicone  
Outercase L=16.40'



**PRO-AL-14x6.5-AL**  
Rigid Aluminum Outercase  
L=9.84'



**CLIP-S-14x6.5.F/W**  
Silicone Clip

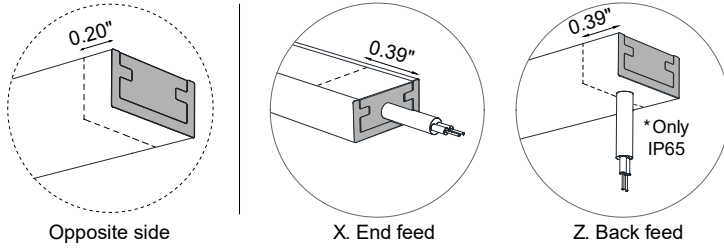


**CABLE-BOX**  
Cable box

Job Name/Date:

Fixture Type Designation:

## POWER CABLE EXIT / AREA WITH REDUCED LIGHT



## CONNECTORS



**THB.381.A2A.R**  
 Micro plug and socket connector.  
 2PIN. male+female.  
 IP68. Ø0.55" x 3.54".  
*Compatible for all models except RGB, RGBW and Tunable white.*



**THB.387.A4A.L.R**  
 Micro plug and socket connector.  
 4PIN. male+female.  
 IP68. Ø0.91" x 4.45".  
*Compatible for all models except RGBW.*



**THB.391.A4A.L.R**  
 Mini In-line circular joint connector.  
 4PIN. male+female.  
 IP68. Ø0.91" x 3.74".  
*Compatible for all models except RGBW.*



**THB.402.D4A.R**  
 Connector type "T". 4PIN.  
 IP68. Ø1.26" x 3.58" x 4.76".  
*Compatible for all models except RGBW.*



**THB.209.A4A**  
 Junction box type "H". 4PIN.  
 IP68. 4.25" x 2.56" x 1.10".  
*Compatible for all models except RGBW.*



**THB.399.D4E**  
 Connector type "Y". 4PIN.  
 IP68. Ø1.26" x 2.48" x 7.09".  
*Compatible for all models except RGBW.*



**THB.392.A4A**  
 Connector type "H". 4PIN.  
 IP68. Ø1.10" x 2.13" x 3.15".  
*Compatible for all models except RGBW.*



**THB.390.C1A**  
 Connector type "T". 3PIN.  
 IP68. Ø1.26" x 3.62" x 2.87".  
*Compatible for all models except RGB and RGBW.*

Job Name/Date:

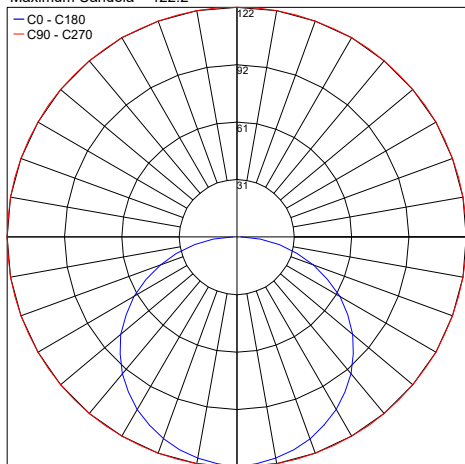
Fixture Type Designation:

## PHOTOMETRIC DATA

### 3550K

Maximum Candela = 122.2

— C0 - C180  
— C90 - C270

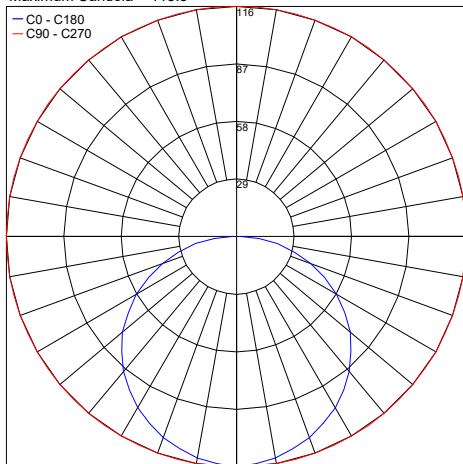


PHOTOMETRIC FILENAME : EASY LINE CLEAR LL3.SVF24-6568.C 3550K.IES

### 4200K

Maximum Candela = 115.8

— C0 - C180  
— C90 - C270

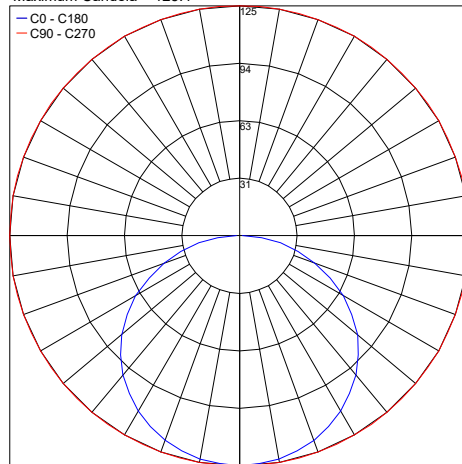


PHOTOMETRIC FILENAME : EASY LINE CLEAR LL3.SWF24-6568.C 4200K.IES

### 5500K

Maximum Candela = 125.4

— C0 - C180  
— C90 - C270



PHOTOMETRIC FILENAME : EASY LINE CLEAR LL3.SNF24-6568.C 5500K.IES

Job Name/Date:

Fixture Type Designation: