

EASY LINE is a vertical, bendable LED strip that is IP68 rated ideal for fountains or swimming pools for panel installation in reinforced concrete with tiles or pool liner. It is available in Transparent, Frost, Clear or Total Light with static white, tunable white, RGB or RGBW, and guarantees protection against UV rays and the corrosive action of salt and sodium hypochlorite. EASY LINE Clear has a white outercasing. **Not cuttable in the field.**



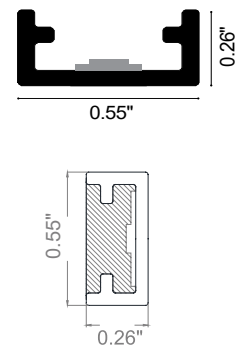
UL 676



TECHNICAL DATA

Wattage	15W / 3.28 ft (1 m) 18W / 3.28 ft (1 m) (Consult Factory for Power)
Power Supply	Remote Fountain/Pool Approved 24VDC Power Supply, not included. See page 2.
Construction	Body: Transparent Resin Outercase: White PVC
CCT	RGB, RGBW
CRI	80
Delivered Lumens	RGB: 540 lm / 3.3' total - (R) 125 lm, (G) 400, (B) 40 RGBW: 975 lm / 3.3' total - same with (W) 450-470 lm
Efficacy	RGB: 35.5 lm/W RGBW: 54.2 lm/W
Optics	120°
Fixture Dimensions	0.50" w x 0.20" h x Various Lengths
Bend Radius	2.36"
LED Source	SMD 5050
LED Spacing	96 LED per 3.28 ft (1 m), 0.33" between LEDs
Lumen Maintenance	L80,B10>50,000 hrs
Color Consistency	2-3-Step MacAdam
Operating Temp.	-22°F to 131°F
IP Rating	IP68

Fixture Dimensions

**NOT CUTTABLE IN THE FIELD**

**MUST USE SUITABLE APPROVED
FOUNTAIN & SWIMMING POOL
POWER SUPPLY WHICH
IS REMOTELY MOUNTED**

ORDERING INFORMATION

Example: LLRGB4E-24.68.C.X.US Power Supplies / Accessories ordered separately.

LLRGB4E	-	24	.	68	.	C	.	X	.	US
Model No.	Power	IP Rating		Cable Exit						
LLRGB4E - 96 LED / 3.28' (1 m)	24 - 24VDC	68 - IP68		X - End Feed						US
NOTE: Available in lengths up to 75 feet. Please specify length when ordering.										
LLRGB4WE-W (RGBW = 3000K)										
LLRGB4WE-N (RGBW = 4000K)										

Job Name/Date:

Fixture Type Designation:

SUGGESTED POWER SUPPLIES

24VDC - **TO BE USED WITH FOUNTAIN / SWIMMING POOLS**

Part Number	Description	Input/Output	# of Fixtures
FPV-100EL0024	DMX/RDM(Field Addressable)/Dali, 4 Channels	120-277VAC to 24VDC, 100W, Class 2, NEMA 4	1-5

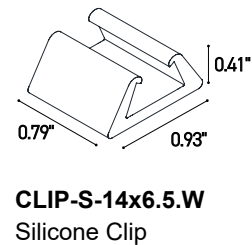
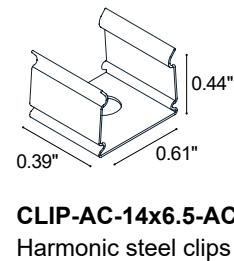
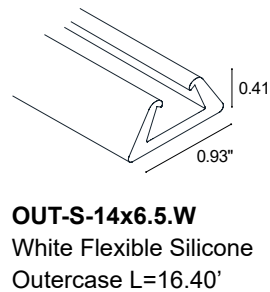
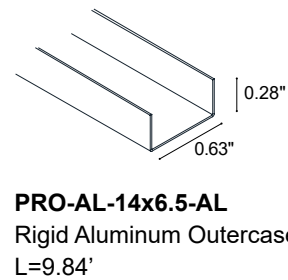
SUGGESTED POWER SUPPLIES

24VDC - **TO BE USE FOR INDOOR/OUTDOOR USE ONLY - NOT** Fountain / Swimming Pool

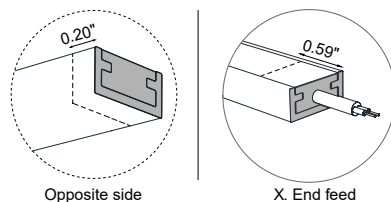
Part Number	Description	Input/Output	# of Fixtures
PPLT00288-P24	DMX/RDM(Field Addressable)/Dali, 4 Channels	120-277VAC to 24VDC, 100W, Class 2, DRY	1-5

For other power supply options consult factory.

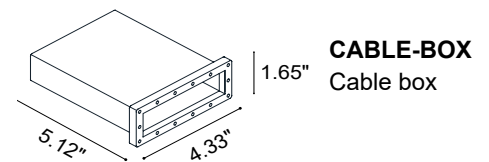
ACCESSORIES - Installation



Power Cable Exit/Area with Reduced Light



NOTE: Max length for single end power: 16.4'
Max length for double end power: 32.8'



Job Name/Date:

Fixture Type Designation: