

EASY LINE - Clear LLTW1

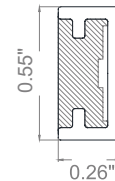
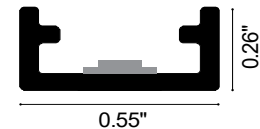
EASY LINE is a vertical, bendable LED strip that is IP65-IP68 rated ideal for fountains or swimming pools for panel installation in reinforced concrete with tiles or pool liner. It is available in Transparent, Frost, Clear or Total Light with static white, tunable white or RGB, and guarantees protection against UV rays and the corrosive action of salt and sodium hypochlorite. EASY LINE Clear has a white outercasing. **Not cuttable in the field.**



TECHNICAL DATA

Wattage	13W / 3.28 ft (1 m)
Power Supply	Remote Fountain/Pool Approved 12VDC Power Supply, not included. See page 2.
Construction	Body: Transparent Resin Outercase: White PVC
CCT	3500K-7500K (60+60 LED / 3.28')
CRI	85
Delivered Lumens	1050 lm / 3.28' (1 m)
Efficacy	80.8 lm/W
Optics	120°
Fixture Dimensions	0.55" w x 0.26" h x Various Lengths
LED Source	SMD 3014
LED Spacing	60+60 LED per 3.28 ft (1 m), 0.33" between LEDs
Lumen Maintenance	L80,B10>50,000 hrs
Color Consistency	2-3-Step MacAdam
Operating Temp.	-22°F to 131°F
IP Rating	IP65 / IP68

Fixture Dimensions



NOT CUTTABLE IN THE FIELD

ORDERING INFORMATION

Example: LLTW1-12.68.C.US Power Supplies / Accessories ordered separately.

LLTW1	-	12	.		.	C	.	US
Model No.		Power		IP Rating				
LLTW1 - 60+60 LED / 3.28' (1 m)		12 - 12VDC		65 - IP65 68 - IP68		C - Clear		US

Job Name/Date:

Fixture Type Designation:

SUGGESTED POWER SUPPLIES

12VDC - **TO BE USED WITH FOUNTAIN / SWIMMING POOLS**

Part Number	Description	Input/Output	# of Fixtures
FPV-060000012	Non-Dim	120-277VAC to 12VDC, 60W, Class 2, NEMA 4	1-3
FPV-060100012	0-10V Dimming to 0.1%	120-277VAC to 12VDC, 60W, Class 2, NEMA 4	1-3

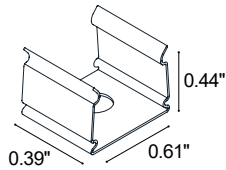
SUGGESTED POWER SUPPLIES

12VDC - **TO BE USE FOR INDOOR/OUTDOOR USE - NOT Fountain / Swimming Pool**

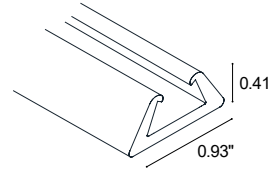
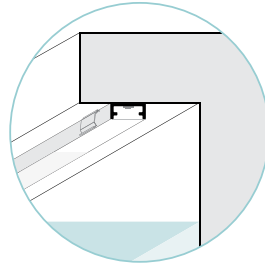
Part Number	Description	Input/Output	# of Fixtures
PPLT00162	Non-Dim	120-277VAC to 12VDC, 20W, Class 2, IP64	1-1
PPLT00652	0-10V	120-277VAC to 12VDC, 30W, Class 2	1-1
PPLT00658	Non-Dim	120-277VAC to 12VDC, 50W, Class 2	1-3
PPLT00288-P12	DMX / RDM (Field Addressable) / DALI (4 Channels)	120-277VAC to 12VDC, 100W, Class 2, DRY	1-6

For other power supply options consult factory.

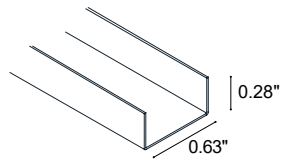
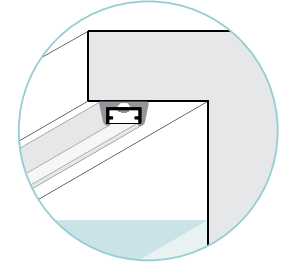
ACCESSORIES - Installation



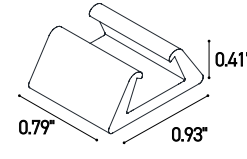
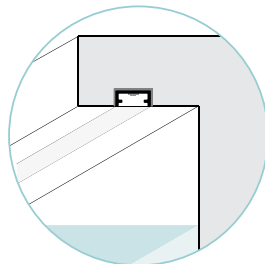
CLIP-AC-14x6.5-AC
Harmonic steel clips



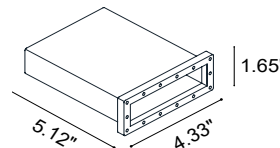
OUT-S-14x6.5.F/W
White Flexible Silicone
Outercase L=16.40'



PRO-AL-14x6.5-AL
Rigid Aluminum Outercase
L=9.84'



CLIP-S-14x6.5.F/W
Silicone Clip

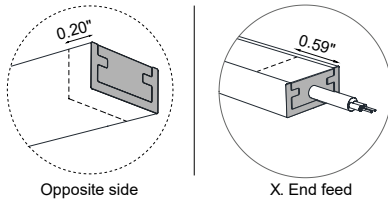


CABLE-BOX
Cable box

Job Name/Date:

Fixture Type Designation:

POWER CABLE EXIT / AREA WITH REDUCED LIGHT



CONNECTORS



THB.381.A2A.R

Micro plug and socket connector.
2PIN. male+female.
IP68. Ø0.55" x 3.54".
Compatible for all models except RGB, RGBW and Tunable white.



THB.387.A4A.L.R

Micro plug and socket connector.
4PIN. male+female.
IP68. Ø0.91" x 4.45".
Compatible for all models except RGBW.



THB.391.A4A.L.R

Mini In-line circular joint connector.
4PIN. male+female.
IP68. Ø0.91" x 3.74".
Compatible for all models except RGBW.



THB.402.D4A.R

Connector type "T". 4PIN.
IP68. Ø1.26" x 3.58" x 4.76".
Compatible for all models except RGBW.



THB.209.A4A

Junction box type "H". 4PIN.
IP68. 4.25" x 2.56" x 1.10".
Compatible for all models except RGBW.



THB.399.D4E

Connector type "Y". 4PIN.
IP68. Ø1.26" x 2.48" x 7.09".
Compatible for all models except RGBW.



THB.392.A4A

Connector type "H". 4PIN.
IP68. Ø1.10" x 2.13" x 3.15".
Compatible for all models except RGBW.



THB.390.C1A

Connector type "T". 3PIN.
IP68. Ø1.26" x 3.62" x 2.87".
Compatible for all models except RGB and RGBW.

Job Name/Date:

Fixture Type Designation: