

# EASY LINE - Clear LLTW1

EASY LINE is a vertical, bendable LED strip that is IP65-IP68 rated ideal for fountains or swimming pools for panel installation in reinforced concrete with tiles or pool liner. It is available in Transparent, Frost, Clear or Total Light with static white, tunable white or RGB, and guarantees protection against UV rays and the corrosive action of salt and sodium hypochlorite. EASY LINE Clear has a white outercasing. **Not cuttable in the field.**



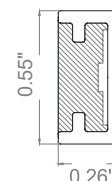
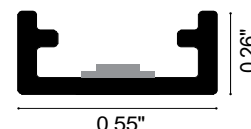
UL 676



## TECHNICAL DATA

Wattage	13W / 3.28 ft (1 m)
Power Supply	Remote Fountain/Pool Approved 12VDC Power Supply, not included. See page 2.
Construction	Body: Transparent Resin Outercase: White PVC
CCT	3500K-7500K (60+60 LED / 3.28')
CRI	85
Delivered Lumens	1050 lm / 3.28' (1 m)
Efficacy	80.8 lm/W
Optics	120°
Fixture Dimensions	0.55" w x 0.26" h x Various Lengths
Bend Radius	2.36"
LED Source	SMD 3014
LED Spacing	60+60 LED per 3.28 ft (1 m), 0.33" between LEDs
Lumen Maintenance	L80,B10>50,000 hrs
Color Consistency	2-3-Step MacAdam
Operating Temp.	-22°F to 131°F
IP Rating	IP65 / IP68

Fixture Dimensions



**NOT CUTTABLE IN THE FIELD**

## ORDERING INFORMATION

Example: LLTW1-12.68.C.US Power Supplies / Accessories ordered separately.

LLTW1	-	12	.		.	C	.	US
Model No.	Power	IP Rating						
LLTW1 - 60+60 LED / 3.28' (1 m)	12 - 12VDC	65 - IP65 68 - IP68				C - Clear		US
<b>NOTE:</b> Available in lengths up to 75 feet. Please specify length when ordering.								

Job Name/Date:

Fixture Type Designation:

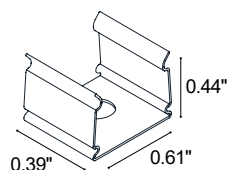
**SUGGESTED POWER SUPPLIES**12VDC - **TO BE USED WITH FOUNTAIN / SWIMMING POOLS**

Part Number	Description	Input/Output	# of Fixtures
<a href="#">FPV-060000012</a>	Non-Dim	120-277VAC to 12VDC, 60W, Class 2, NEMA 4	1-3
<a href="#">FPV-060100012</a>	0-10V Dimming to 0.1%	120-277VAC to 12VDC, 60W, Class 2, NEMA 4	1-3

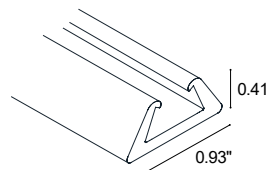
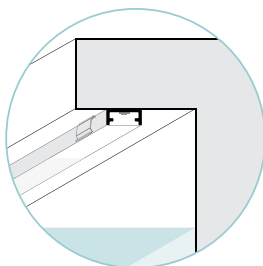
**SUGGESTED POWER SUPPLIES**12VDC - **TO BE USE FOR INDOOR/OUTDOOR USE - NOT** Fountain / Swimming Pool

Part Number	Description	Input/Output	# of Fixtures
<a href="#">PPLT00162</a>	Non-Dim	120-277VAC to 12VDC, 20W, Class 2, IP64	1-1
<a href="#">PPLT00652</a>	0-10V	120-277VAC to 12VDC, 30W, Class 2	1-1
<a href="#">PPLT00658</a>	Non-Dim	120-277VAC to 12VDC, 50W, Class 2	1-3
<a href="#">PPLT00288-P12</a>	DMX / RDM (Field Addressable) / DALI (4 Channels)	120-277VAC to 12VDC, 100W, Class 2, DRY	1-6

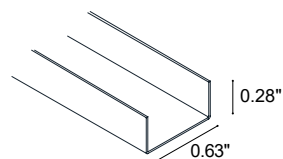
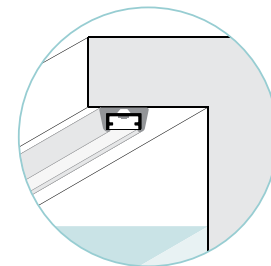
For other power supply options consult factory.

**ACCESSORIES - Installation**

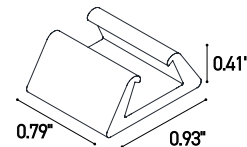
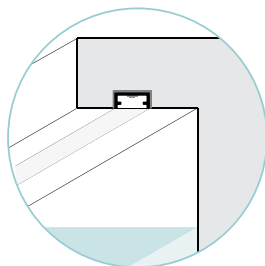
**CLIP-AC-14x6.5-AC**  
Harmonic steel clips



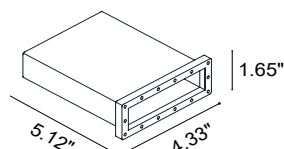
**OUT-S-14x6.5.F/W**  
White Flexible Silicone  
Outercase L=16.40'



**PRO-AL-14x6.5-AL**  
Rigid Aluminum Outercase  
L=9.84'



**CLIP-S-14x6.5.F/W**  
Silicone Clip

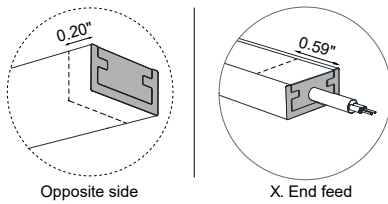


**CABLE-BOX**  
Cable box

Job Name/Date:

Fixture Type Designation:

## POWER CABLE EXIT / AREA WITH REDUCED LIGHT



Job Name/Date:

Fixture Type Designation: