


EASY LINE - Frost LL28

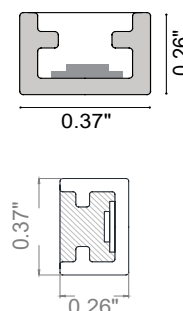
EASY LINE is a vertical, bendable LED strip that is IP65-IP68 rated ideal for fountains or swimming pools for panel installation in reinforced concrete with tiles or pool liner. It is available in Transparent, Frost, Clear or Total Light with static white, tunable white or RGB, and guarantees protection against UV rays and the corrosive action of salt and sodium hypochlorite. EASY LINE Frost has opal resin with a white outercasing. **Not cuttable in the field.**



TECHNICAL DATA

Wattage	11W / 3.28 ft (1 m)	
Power Supply	Remote Fountain/Pool Approved 24VDC Power Supply, not included. See page 2.	
Construction	Body: Opal Polyurethane Resin Outercase: White PVC	
CCT	2850K, 3250K, 4450K, 5550K (108 LED / 3.28') Single Colors: Red, Green, Blue, Amber	
CRI	85	
Delivered Lumens	750 lm / 3.28' (2850K) 830 lm / 3.28' (3250K)	850 lm / 3.28' (4450K) 730 lm / 3.28' (5550K)
Efficacy	68.2 lm/W (2850K) 75.5 lm/W (3250K)	77.3 lm/W (4450K) 66.4 lm/W (5550K)
Nanoscale	Red: 625 nm Green: 525 nm	Blue: 465 nm Amber: 590 nm
Optics	120°	
Fixture Dimensions	0.37" w x 0.26" h x Various Lengths	
Bend Radius	2.36"	
LED Source	SMD 3030	
LED Spacing	108 LED per 3.28 ft (1 m), 0.36" between LEDs	
Lumen Maintenance	L80, B10>50,000 hrs	
Color Consistency	2-3-Step MacAdam	
Operating Temp.	-22°F to 131°F	
IP Rating	IP65 / IP68	

Fixture Dimensions



NOT CUTTABLE IN THE FIELD

**MUST USE SUITABLE APPROVED
FOUNTAIN & SWIMMING POOL
POWER SUPPLY WHICH
IS REMOTELY MOUNTED**

ORDERING INFORMATION

Example: LL28E-N.24.68.FX.US. Power Supplies / Accessories ordered separately.

LL28E	-		.	24	.		.	F	.		.	US
Model No.	CCT		Power		IP Rating			Cable Exit				
LL28E - 108 LED / 3.28' (1 m)	V - 2850K	R - Red	24 - 24VDC		65 - IP65		F - Frost	X - End Feed			US	
NOTE: Available in lengths up to 75 feet. Please specify length when ordering.	W - 3250K	G - Green			68 - IP68			Z - Back Feed				
	N - 4450K	B - Blue						NOTE: Back Feed (Z) only available on IP65 versions				
	C - 5550K	A - Amber										

Job Name/Date:

Fixture Type Designation:

SUGGESTED POWER SUPPLIES24VDC - **TO BE USED WITH FOUNTAIN / SWIMMING POOLS**

Part Number	Description	Input/Output	# of Fixtures
FPV-100110024	ELV / TRIAC & 0-10V Dimming (100 to 0%)	120-277VAC to 24VDC, 100W, Class 2, NEMA 4	1-6
FPV-100000024	Non-Dim	120-277VAC to 24VDC, 100W, Class 2, NEMA 4	1-7
FPV-100100024	0-10V Dimming (2 Channels)	120-277VAC to 24VDC, 100W, Class 2, NEMA 4	1-14

DRIVERS IN NEMA ENCLOSURE - FOR INDOOR/OUTDOOR USE ONLY

Remote 24VDC - ELV / TRIAC / 0-10V



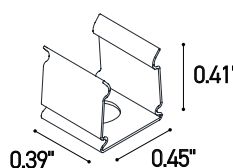
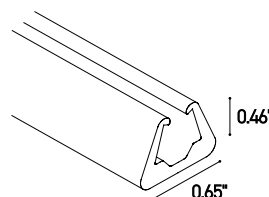
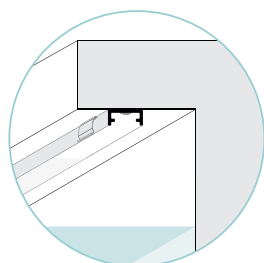
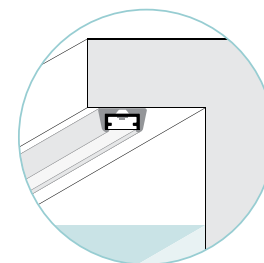
PPLT00715

Part Number	Description	Input/Output	# of Fixtures
PPLT00715	ELV / TRIAC / 0-10V Dimming to 0.1%	120-277VAC to 24VDC, 96W, Class 2, WET/DAMP	1-6

Suggested Lutron Compatible - **FOR INDOOR/OUTDOOR USE ONLY**

Part Number	Option	Lutron SKU	Dim Range	Description	Input/Output	# of Fixtures
PPLT00273	L3DAE / L3DA3W	L3DA	100%-1%	Hi-Lume™ 1% EcoSystem™ or 1% 3-Wire LED Driver	120-277VAC to 24VDC, 40W, Class 2	1-2
PPLT00530	L3DAE / L3DA3W	L3DA	100%-1%	Hi-Lume™ 1% EcoSystem™ or 1% 3-Wire LED Driver	120-277VAC to 24VDC, 96W, Class 2	1-6

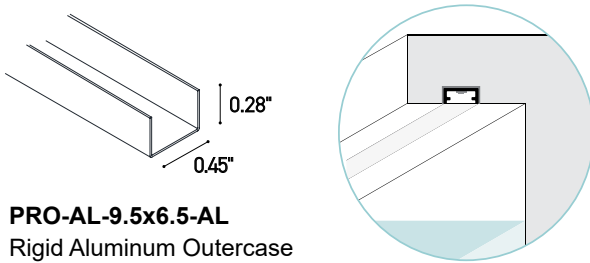
For other power supply options consult factory.

ACCESSORIES - Installation (continued on page 3)**CLIP-AC-9.5x6.5-AC**
Harmonic steel clips**OUT-S-9.5x6.5.F/W**
Flexible Silicone Outercase
L=16.4"

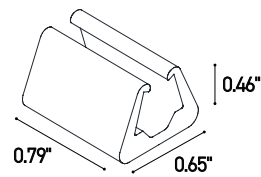
Job Name/Date:

Fixture Type Designation:

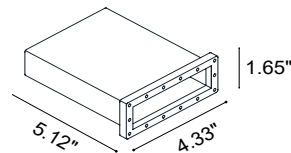
ACCESSORIES - Installation



PRO-AL-9.5x6.5-AL
Rigid Aluminum Outercase
L=9.84'

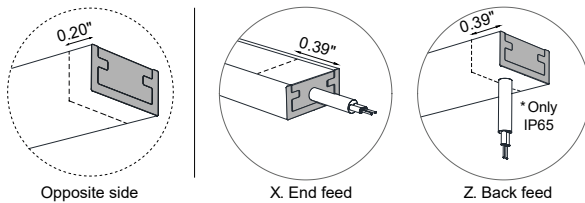


CLIP-S-9.5x6.5.F/W
Silicone Clip



CABLE-BOX
Cable box

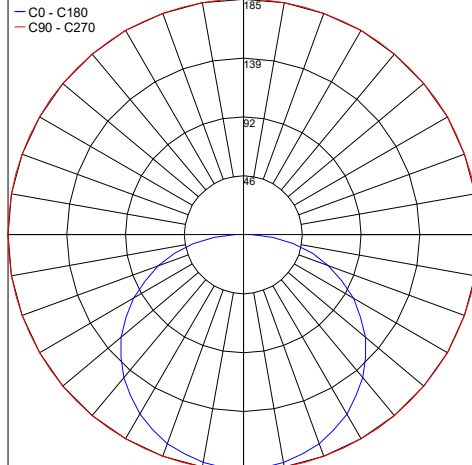
POWER CABLE EXIT / AREA WITH REDUCED LIGHT



PHOTOMETRIC DATA

3000K

Maximum Candela = 184.9



PHOTOMETRIC FILENAME : EASY LINE FROST LL28_20250721020723.IES

Job Name/Date:

Fixture Type Designation: