

EASY LINE - Frost LLRGB1

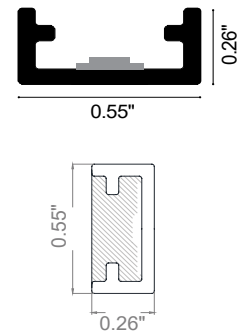
EASY LINE is a vertical, bendable LED strip that is IP65-IP68 rated ideal for fountains or swimming pools for panel installation in reinforced concrete with tiles or pool liner. It is available in Transparent, Frost, Clear or Total Light with static white, tunable white or RGB, and guarantees protection against UV rays and the corrosive action of salt and sodium hypochlorite. EASY LINE Frost has opal resin with a white outercasing. **Not cuttable in the field.**



TECHNICAL DATA

Wattage	15W / 3.28 ft (1 m)
Power Supply	Remote Fountain/Pool Approved 24VDC Power Supply, not included. See page 2.
Construction	Body: Opal Polyurethane Resin Outercase: White PVC
CCT	RGB (60 LED / 3.28')
CRI	80
Delivered Lumens	250 lm / 3.28' (1 m)
Efficacy	16.7 lm/W
Optics	120°
Fixture Dimensions	0.55" w x 0.26" h x Various Lengths
LED Source	SMD 5050
LED Spacing	60 LED per 3.28 ft (1 m), 0.63" between LEDs
Lumen Maintenance	L80,B10>50,000 hrs
Color Consistency	2-3-Step MacAdam
Operating Temp.	-22°F to 131°F
IP Rating	IP65 / IP68

Fixture Dimensions



NOT CUTTABLE IN THE FIELD

ORDERING INFORMATION

Example: LLRGB1-24.68.F.US. Power Supplies / Accessories ordered separately.

LLRGB1	-	24	.		.	F	.	US
Model No.		Power		IP Rating				
LLRGB1 - 60 LED / 3.28' (1 m)		24 - 24VDC		65 - IP65 68 - IP68		F - Frost		US

Job Name/Date:

Fixture Type Designation:

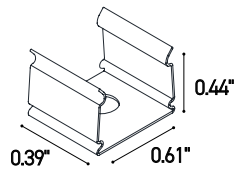
SUGGESTED POWER SUPPLIES

24VDC

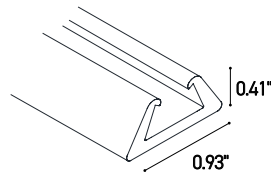
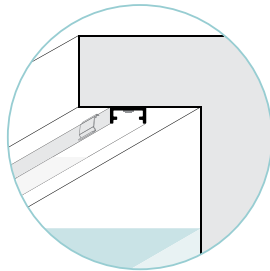
Part Number	Description	Input/Output	# of Fixtures
PPLT00288-P24	DMX/RDM(Field Addressable)/Dali, 4 Channels	120-277VAC to 24VDC, 100W, Class 2, DRY	1-5

For other power supply options consult factory.

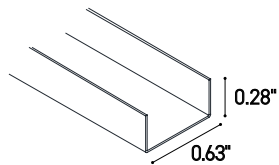
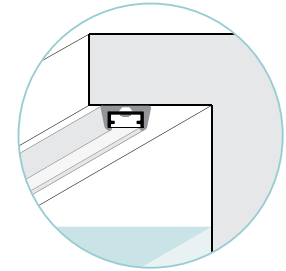
ACCESSORIES - Installation



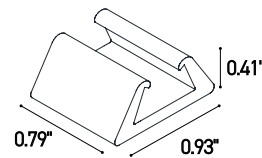
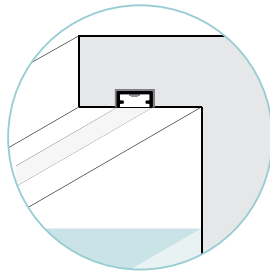
CLIP-AC-14x6.5-AC
Harmonic steel clips



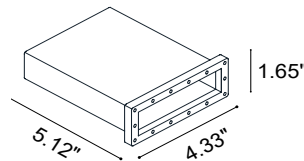
OUT-S-14x6.5.F/W
Flexible Silicone Outercase
L=16.4'



PRO-AL-14x6.5-AL
Rigid Aluminum Outercase
L=9.84'

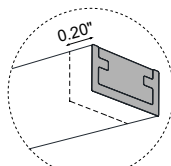


CLIP-S-14x6.5.F/W
Silicone Clip

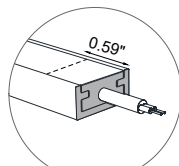


CABLE-BOX
Cable box

POWER CABLE EXIT / AREA WITH REDUCED LIGHT



Opposite side



X. End feed

Job Name/Date:

Fixture Type Designation:

CONNECTORS



THB.381.A2A.R

Micro plug and socket connector.
2PIN. male+female.
IP68. Ø0.55" x 3.54".
*Compatible for all models except RGB,
RGBW and Tunable white.*



THB.387.A4A.L.R

Micro plug and socket connector.
4PIN. male+female.
IP68. Ø0.91" x 4.45".
Compatible for all models except RGBW.



THB.391.A4A.L.R

Mini In-line circular joint connector.
4PIN. male+female.
IP68. Ø0.91" x 3.74".
Compatible for all models except RGBW.



THB.402.D4A.R

Connector type "T". 4PIN.
IP68. Ø1.26" x 3.58" x 4.76".
Compatible for all models except RGBW.



THB.209.A4A

Junction box type "H". 4PIN.
IP68. 4.25" x 2.56" x 1.10".
Compatible for all models except RGBW.



THB.399.D4E

Connector type "Y". 4PIN.
IP68. Ø1.26" x 2.48" x 7.09".
Compatible for all models except RGBW.



THB.392.A4A

Connector type "H". 4PIN.
IP68. Ø1.10" x 2.13" x 3.15".
Compatible for all models except RGBW.



THB.390.C1A

Connector type "T". 3PIN.
IP68. Ø1.26" x 3.62" x 2.87".
Compatible for all models except RGB and RGBW.

Job Name/Date:

Fixture Type Designation: