

EASY LINE - Frost LLRGB1

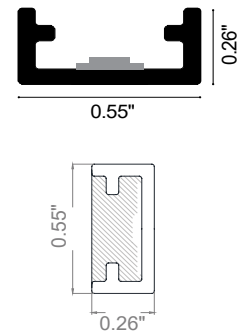
EASY LINE is a vertical, bendable LED strip that is IP65-IP68 rated ideal for fountains or swimming pools for panel installation in reinforced concrete with tiles or pool liner. It is available in Transparent, Frost, Clear or Total Light with static white, tunable white or RGB, and guarantees protection against UV rays and the corrosive action of salt and sodium hypochlorite. EASY LINE Frost has opal resin with a white outercasing. **Not cuttable in the field.**



TECHNICAL DATA

| | |
|---------------------------|---|
| Wattage | 15W / 3.28 ft (1 m) |
| Power Supply | Remote Fountain/Pool Approved 24VDC Power Supply, not included. See page 2. |
| Construction | Body: Opal Polyurethane Resin Outercase: White PVC |
| CCT | RGB (60 LED / 3.28') |
| CRI | 80 |
| Delivered Lumens | 250 lm / 3.28' (1 m) |
| Efficacy | 16.7 lm/W |
| Optics | 120° |
| Fixture Dimensions | 0.55" w x 0.26" h x Various Lengths |
| LED Source | SMD 5050 |
| LED Spacing | 60 LED per 3.28 ft (1 m), 0.63" between LEDs |
| Lumen Maintenance | L80,B10>50,000 hrs |
| Color Consistency | 2-3-Step MacAdam |
| Operating Temp. | -22°F to 131°F |
| IP Rating | IP65 / IP68 |

Fixture Dimensions



NOT CUTTABLE IN THE FIELD

ORDERING INFORMATION

Example: LLRGB1-24.68.F.US. Power Supplies / Accessories ordered separately.

| | | | | | | | | |
|-------------------------------|---|--------------|---|------------------------|---|-----------|---|----|
| LLRGB1 | - | 24 | . | | . | F | . | US |
| Model No. | | Power | | IP Rating | | | | |
| LLRGB1 - 60 LED / 3.28' (1 m) | | 24 - 24VDC | | 65 - IP65 68 - IP68 | | F - Frost | | US |

Job Name/Date:

Fixture Type Designation:

SUGGESTED POWER SUPPLIES

24VDC - **TO BE USED WITH FOUNTAIN / SWIMMING POOLS**

| Part Number | Description | Input/Output | # of Fixtures |
|-------------------------------|---|--|---------------|
| FPV-100EL0024 | DMX/RDM(Field Addressable)/Dali, 4 Channels | 120-277VAC to 24VDC, 100W, Class 2, NEMA 4 | 1-5 |

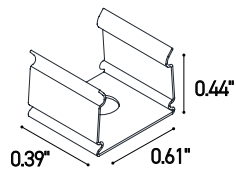
SUGGESTED POWER SUPPLIES

24VDC - **TO BE USE FOR INDOOR/OUTDOOR USE - NOT** Fountain / Swimming Pool

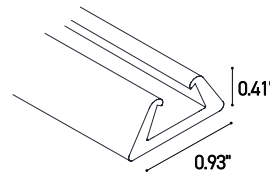
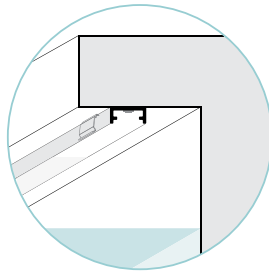
| Part Number | Description | Input/Output | # of Fixtures |
|-------------------------------|---|---|---------------|
| PPLT00288-P24 | DMX/RDM(Field Addressable)/Dali, 4 Channels | 120-277VAC to 24VDC, 100W, Class 2, DRY | 1-5 |

For other power supply options consult factory.

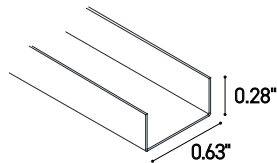
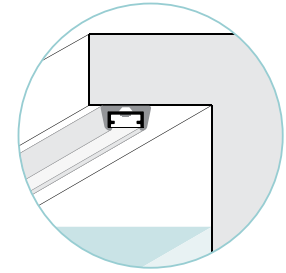
ACCESSORIES - Installation



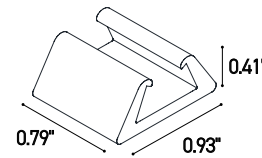
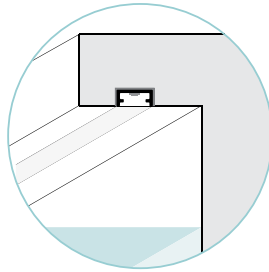
CLIP-AC-14x6.5-AC
Harmonic steel clips



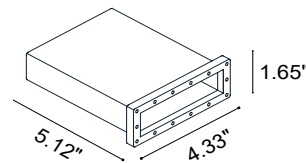
OUT-S-14x6.5.F/W
Flexible Silicone Outercase
L=16.4'



PRO-AL-14x6.5-AL
Rigid Aluminum Outercase
L=9.84'

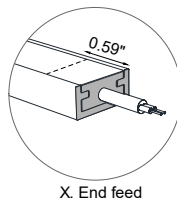
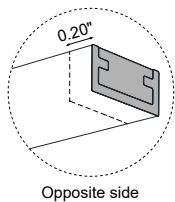


CLIP-S-14x6.5.F/W
Silicone Clip



CABLE-BOX
Cable box

POWER CABLE EXIT / AREA WITH REDUCED LIGHT



Job Name/Date:

Fixture Type Designation:

CONNECTORS



THB.381.A2A.R

Micro plug and socket connector.
2PIN. male+female.
IP68. Ø0.55" x 3.54".
*Compatible for all models except RGB,
RGBW and Tunable white.*



THB.387.A4A.L.R

Micro plug and socket connector.
4PIN. male+female.
IP68. Ø0.91" x 4.45".
Compatible for all models except RGBW.



THB.391.A4A.L.R

Mini In-line circular joint connector.
4PIN. male+female.
IP68. Ø0.91" x 3.74".
Compatible for all models except RGBW.



THB.402.D4A.R

Connector type "T". 4PIN.
IP68. Ø1.26" x 3.58" x 4.76".
Compatible for all models except RGBW.



THB.209.A4A

Junction box type "H". 4PIN.
IP68. 4.25" x 2.56" x 1.10".
Compatible for all models except RGBW.



THB.399.D4E

Connector type "Y". 4PIN.
IP68. Ø1.26" x 2.48" x 7.09".
Compatible for all models except RGBW.



THB.392.A4A

Connector type "H". 4PIN.
IP68. Ø1.10" x 2.13" x 3.15".
Compatible for all models except RGBW.



THB.390.C1A

Connector type "T". 3PIN.
IP68. Ø1.26" x 3.62" x 2.87".
Compatible for all models except RGB and RGBW.

Job Name/Date:

Fixture Type Designation: