


EASY LINE - Frost LLTW1

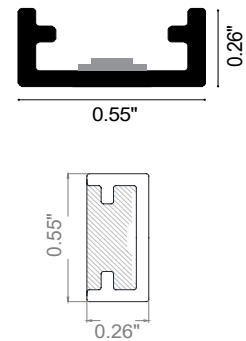
EASY LINE is a vertical, bendable LED strip that is IP65-IP68 rated ideal for fountains or swimming pools for panel installation in reinforced concrete with tiles or pool liner. It is available in Transparent, Frost, Clear or Total Light with static white, tunable white or RGB, and guarantees protection against UV rays and the corrosive action of salt and sodium hypochlorite. EASY LINE Frost has opal resin with a white outercasing. **Not cuttable in the field.**



TECHNICAL DATA

Wattage	13W / 3.28 ft (1 m)
Power Supply	Remote Fountain/Pool Approved 12VDC Power Supply, not included. See page 2.
Construction	Body: Opal Polyurethane Resin Outercase: White PVC
CCT	2900K-5600K (60+60 LED / 3.28')
CRI	85
Delivered Lumens	560 lm / 3.28' (1 m)
Efficacy	43.1 lm/W
Optics	120°
Fixture Dimensions	0.55" w x 0.26" h x Various Lengths
Bend Radius	2.36"
LED Source	SMD 3014
LED Spacing	60+60 LED per 3.28 ft (1 m), 0.33" between LEDs
Lumen Maintenance	L80, B10>50,000 hrs
Color Consistency	2-3-Step MacAdam
Operating Temp.	-22°F to 131°F
IP Rating	IP65 / IP68

Fixture Dimensions



NOT CUTTABLE IN THE FIELD
MUST USE SUITABLE APPROVED FOUNTAIN & SWIMMING POOL POWER SUPPLY WHICH IS REMOTELY MOUNTED

ORDERING INFORMATION

Example: LLTW1E-12.68.FX.US. Power Supplies / Accessories ordered separately.

LLTW1E	-	12	.		.	F	.	X	.	US
Model No.		Power		IP Rating		Cable Exit				
LLTW1E - 60+60 LED / 3.28' (1 m)		12 - 12VDC		65 - IP65 68 - IP68		F - Frost X - End Feed				US
<p>NOTE: Available in lengths up to 75 feet. Please specify length when ordering.</p>										

Job Name/Date:

Fixture Type Designation:

SUGGESTED POWER SUPPLIES

12VDC - **TO BE USED WITH FOUNTAIN / SWIMMING POOLS**

Part Number	Description	Input/Output	# of Fixtures
FPV-060000012	Non-Dim	120-277VAC to 12VDC, 60W, Class 2, IP66, NEMA 4X	1-3
FPV-060100012	0-10V Dimming to 0.1%	120-277VAC to 12VDC, 60W, Class 2, IP66, NEMA 4X	1-3

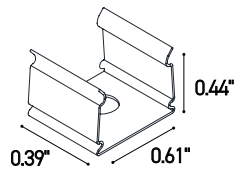
SUGGESTED POWER SUPPLIES

12VDC - **TO BE USE FOR INDOOR/OUTDOOR USE - NOT Fountain / Swimming Pool**

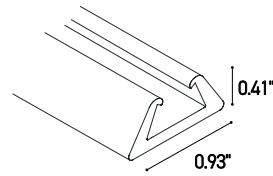
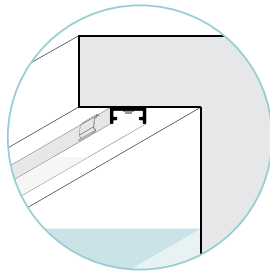
Part Number	Description	Input/Output	# of Fixtures
PPLT00162	Non-Dim	120-277VAC to 12VDC, 20W, Class 2, IP64	1-1
PPLT00652	0-10V	120-277VAC to 12VDC, 30W, Class 2	1-1
PPLT00658	Non-Dim	120-277VAC to 12VDC, 50W, Class 2	1-3
PPLT00288-P12	DMX / RDM (Field Addressable) / DALI (4 Channels)	120-277VAC to 12VDC, 100W, Class 2, DRY	1-6

For other power supply options consult factory.

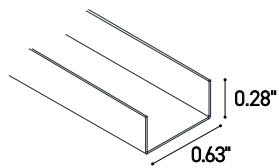
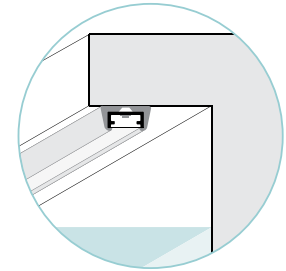
ACCESSORIES - Installation



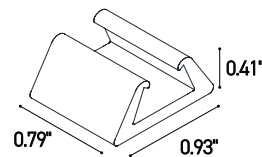
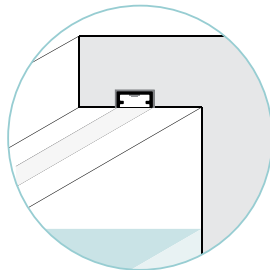
CLIP-AC-14x6.5-AC
Harmonic steel clips



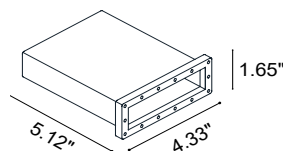
OUT-S-14x6.5.F/W
Flexible Silicone Outercase
L=16.4'



PRO-AL-14x6.5-AL
Rigid Aluminum Outercase
L=9.84'



CLIP-S-14x6.5.F/W
Silicone Clip

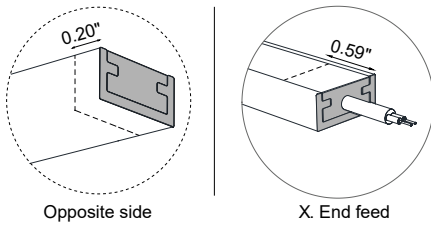


CABLE-BOX
Cable box

Job Name/Date:

Fixture Type Designation:

POWER CABLE EXIT / AREA WITH REDUCED LIGHT



Job Name/Date:

Fixture Type Designation: