

EASY LINE - Frost LLTW1

EASY LINE is a vertical, bendable LED strip that is IP65-IP68 rated ideal for fountains or swimming pools for panel installation in reinforced concrete with tiles or pool liner. It is available in Transparent, Frost, Clear or Total Light with static white, tunable white or RGB, and guarantees protection against UV rays and the corrosive action of salt and sodium hypochlorite. EASY LINE Frost has opal resin with a white outercasing. **Not cuttable in the field.**



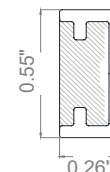
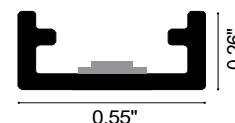
UL 676



TECHNICAL DATA

| | |
|--------------------|---|
| Wattage | 13W / 3.28 ft (1 m) |
| Power Supply | Remote Fountain/Pool Approved 12VDC Power Supply, not included. See page 2. |
| Construction | Body: Opal Polyurethane Resin Outercase: White PVC |
| CCT | 2900K-5600K (60+60 LED / 3.28') |
| CRI | 85 |
| Delivered Lumens | 560 lm / 3.28' (1 m) |
| Efficacy | 43.1 lm/W |
| Optics | 120° |
| Fixture Dimensions | 0.55" w x 0.26" h x Various Lengths |
| Bend Radius | 2.36" |
| LED Source | SMD 3014 |
| LED Spacing | 60+60 LED per 3.28 ft (1 m), 0.33" between LEDs |
| Lumen Maintenance | L80,B10>50,000 hrs |
| Color Consistency | 2-3-Step MacAdam |
| Operating Temp. | -22°F to 131°F |
| IP Rating | IP65 / IP68 |

Fixture Dimensions



NOT CUTTABLE IN THE FIELD

ORDERING INFORMATION

Example: LLTW1-12.68.F.US. Power Supplies / Accessories ordered separately.

| | | | | | | | | |
|---|------------|------------------------|---|--|---|-----------|---|----|
| LLTW1 | - | 12 | . | | . | F | . | US |
| Model No. | Power | IP Rating | | | | | | |
| LLTW1 - 60+60 LED / 3.28' (1 m) | 12 - 12VDC | 65 - IP65 68 - IP68 | | | | F - Frost | | US |
| NOTE: Available in lengths up to 75 feet. Please specify length when ordering. | | | | | | | | |

Job Name/Date:

Fixture Type Designation:

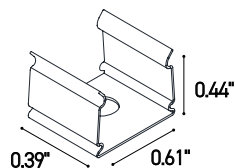
SUGGESTED POWER SUPPLIES12VDC - **TO BE USED WITH FOUNTAIN / SWIMMING POOLS**

| Part Number | Description | Input/Output | # of Fixtures |
|-------------------------------|-----------------------|---|---------------|
| FPV-060000012 | Non-Dim | 120-277VAC to 12VDC, 60W, Class 2, NEMA 4 | 1-3 |
| FPV-060100012 | 0-10V Dimming to 0.1% | 120-277VAC to 12VDC, 60W, Class 2, NEMA 4 | 1-3 |

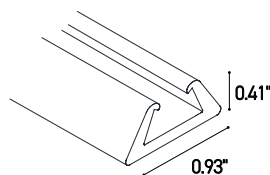
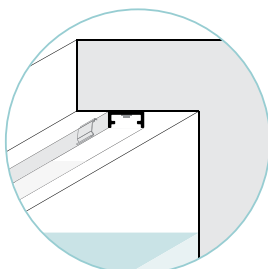
SUGGESTED POWER SUPPLIES12VDC - **TO BE USE FOR INDOOR/OUTDOOR USE - NOT** Fountain / Swimming Pool

| Part Number | Description | Input/Output | # of Fixtures |
|-------------------------------|---|---|---------------|
| PPLT00162 | Non-Dim | 120-277VAC to 12VDC, 20W, Class 2, IP64 | 1-1 |
| PPLT00652 | 0-10V | 120-277VAC to 12VDC, 30W, Class 2 | 1-1 |
| PPLT00658 | Non-Dim | 120-277VAC to 12VDC, 50W, Class 2 | 1-3 |
| PPLT00288-P12 | DMX / RDM (Field Addressable) / DALI (4 Channels) | 120-277VAC to 12VDC, 100W, Class 2, DRY | 1-6 |

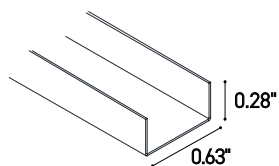
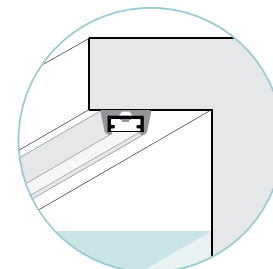
For other power supply options consult factory.

ACCESSORIES - Installation

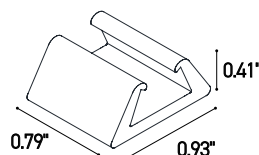
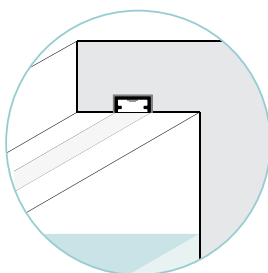
CLIP-AC-14x6.5-AC
Harmonic steel clips



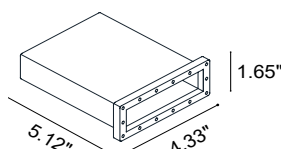
OUT-S-14x6.5.F/W
Flexible Silicone Outercase
L=16.4'



PRO-AL-14x6.5-AL
Rigid Aluminum Outercase
L=9.84'



CLIP-S-14x6.5.F/W
Silicone Clip

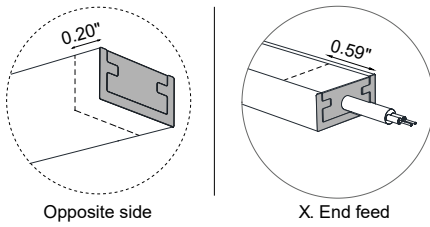


CABLE-BOX
Cable box

Job Name/Date:

Fixture Type Designation:

POWER CABLE EXIT / AREA WITH REDUCED LIGHT



Job Name/Date:

Fixture Type Designation: