

# HYDROFLOOR NANO WALL-WASHER

Hydrofloor Nano Linear Wall Washer is a recessed in-grade linear profile suitable for outdoor installation. It is available in the standard version with trim (209002P) or trimless (209005P) with 3 color temperatures, 3 optics options and a stainless steel finish. Driveover rated to 6614 lbs.



With Trim (209002P)



Trimless (209005P)

Fixture Dimensions - see page 2

## TECHNICAL DATA

<b>Wattage / Input</b>	6W (500mA)
<b>Power Supply</b>	Remote, not included. See page 2.
<b>Construction</b>	Body: Hard Anodized Aluminum Trim: Stainless steel AISI 316L Lens: Tempered, Safety Glass Cable Length: 3.28'
<b>CCT</b>	2700K, 3000K, 4000K
<b>Delivered Lumens</b>	470 lm (3000K)
<b>Efficacy</b>	78.3 lm/W (3000K)
<b>Optics</b>	Wall Washer
<b>Finishes</b>	Stainless Steel
<b>Fixture Dimensions</b>	4.02" x 1.50" x 1.32" h (209002P - with trim) 3.70" x 1.22" x 1.26" h (209005P - trimless)
<b>Fixture Weight</b>	1.10 lbs
<b>LED Source</b>	16 x mid-power SAMSUNG 2835 LED
<b>IP Rating</b>	IP68
<b>IK Rating</b>	IK08
<b>Driveover Rating</b>	Up to 6614 lbs

## ORDERING INFORMATION

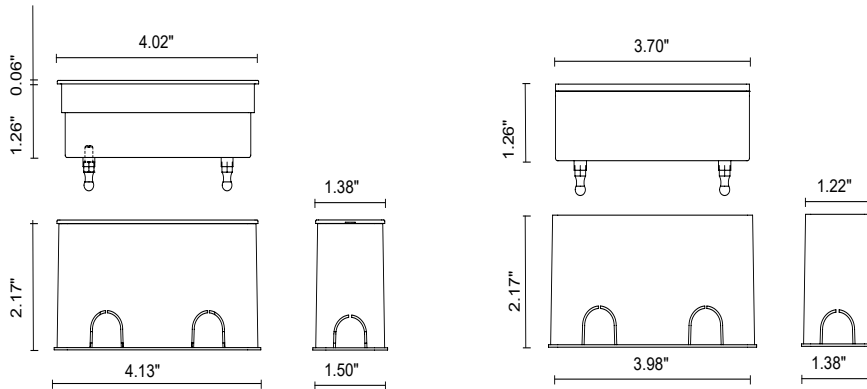
Example: 209002P.27.WW.SS. Power Supplies / Accessories ordered separately.

		<b>WW</b>	<b>SS</b>
<b>Model No.</b>	<b>CCT</b>	<b>Optic</b>	<b>Finish</b>
209002P - WW with trim	27 - 2700K	WW - Wall Washer	SS - Stainless Steel
209005P - WW trimless	30 - 3000K		
	40 - 4000K		

Job Name/Date:

Fixture Type Designation:

## FIXTURE DIMENSIONS



## SUGGESTED POWER SUPPLIES

500mA

Part Number	Description	Input/Output	# of Fixtures
<a href="#">PPLT00466-P</a>	0-10V Dimming to 1.0%	120-277VAC to 350mA, 10W, Class 2, DAMP	1-1
<a href="#">PPLT00469</a>	Phase Dim (120V only)	120VAC to 350mA, 14W, Class 2	1-2
<a href="#">PPLT00308-P</a>	0-10V Dimming to 0.1%	120-277VAC to 350mA, 30W, Class 2, DAMP	1-4
<a href="#">PPLT00262</a>	Leading / Trailing Edge Dimming to 10% (120V only)	120-277VAC to 350mA, 32W, Class 2	2-3
<a href="#">PPLT00538-P</a>	0-10V Dimming to 0.1% (4 channels)	120-277VAC to 350mA, 100W, Class 2	1-24

## Suggested Lutron Compatible - 500mA

Part Number	Option	Lutron SKU	Dim Range	Description	Input/Output	# of Fixtures
<a href="#">PPLT00259</a>	L3DAE / L3DA3W	L3DA	100%-1%	Hi-Lume™ 1% EcoSystem™ or 1% 3-Wire LED Driver	120-277VAC to 500mA, 10W, Class 2	1-1
<a href="#">PPLT00195</a>	L3DAE / L3DA3W	L3DA	100%-1%	Hi-Lume™ 1% EcoSystem™ or 1% 3-Wire LED Driver	120-277VAC to 500mA, 19W, Class 2	2-3
<a href="#">PPLT00676</a>	PEQE	PEQ0	100%-0.1%	Hi-Lume™ Premier 0.1% EcoSystem™ Fade to Black	120-277VAC to 500mA, 20W, Class 2	1-3
<a href="#">PPLT00180</a>	L3DAE / L3DA3W	L3DA	100%-1%	Hi-Lume™ 1% EcoSystem™ or 1% 3-Wire LED Driver	120-277VAC to 500mA, 27W, Class 2	3-4

For other power supply options consult factory.

Job Name/Date:

Fixture Type Designation:

## ACCESSORIES

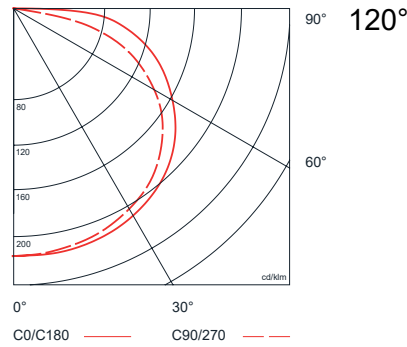
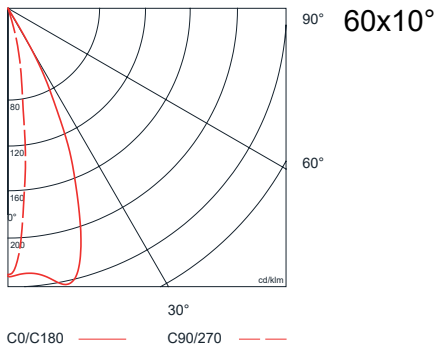


### Backbox included

209002P

209005P

## PHOTOMETRIC DATA



Job Name/Date:

Fixture Type Designation: