

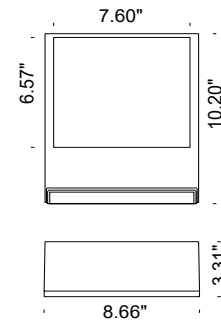
SLIM is a family of surface mounted, LED luminaires that have a clean, minimalistic look with high power and a completely concealed fixing system allowing for easy installation. Perfect for residential, public spaces, urban street lighting or museums, it comes as a wall mount, floodlight or pole mounted. SLIM WALL is a wall mounted version that comes with mono emission in various optics including asymmetrical and wall washer.



TECHNICAL DATA

Wattage	26W (Spot 10°), 45.3W (Various Optics)
Power Supply	Integral 120VAC
Construction	Frame: Stainless Steel 316L Bracket Housing: Die Cast ENAB46100 Aluminum Lens: Extra Clear Tempered Glass
CCT	2700K, 3000K, 4000K
BUG Rating	B3-U0-G0 (25°, 50° - 3000K) B3-U0-G1 (50°x24° - 3000K) B1-U0-G1 (Asym, Wall Washer - 3000K) B3-U0-G0 (Spot 10°)
CRI	>80
Delivered Lumens	5640 lm (3000K)
Efficacy	124.5 lm/W
Optics	10° Spot (F30949 only) 20°, 50°, 50°x 24°, 24°x 50°, Asymmetrical, Wall Washer (F30950)
Finishes	Anthracite, Pure White (RAL 9010), ALU Gray (RAL 9006), Dark Brown
Lumen Maintenance	L90, 90,000 hrs (Ta 35°C)
Fixture Dimensions	8.66" w x 10.20" l x 3.31" h
Aperture Dimensions	7.60" x 6.57"
IP Rating	IP66
Impact Resistance	IK08

Fixture Dimensions



ORDERING INFORMATION

Example: F30950.1.2.36.US.

<input type="text"/>	<input type="text"/>	<input type="text"/>	<input type="text"/>	<input type="text"/>	<input type="text"/>
Model No.	Finish	CCT	Optics		.US
F30949 - Mono Spot 10° only	1 - Anthracite	2 - 2700K	01 - 10° Spot (F30949 only)		.US
F30950 - Mono Various Optics <i>(choose one from the optics)</i>	2 - Pure White (RAL9010)	3 - 3000K	36 - 25° Medium		
	4 - ALU Grey (RAL9006)	4 - 4000K	03 - 50° Wide		
	8 - Dark Brown		53 - 50°x 24° Elliptical		
			52 - 24°x 50° Elliptical		
			06 - Asymmetrical		
			07 - Wall Washer		

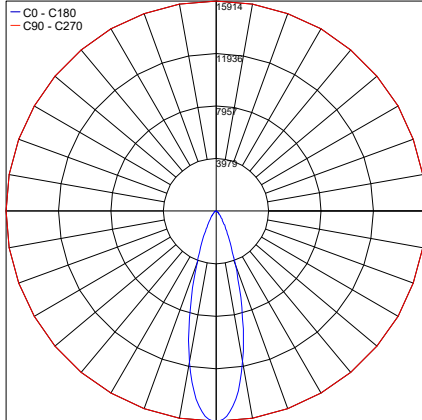
Job Name/Date:

Fixture Type Designation:

PHOTOMETRIC DATA

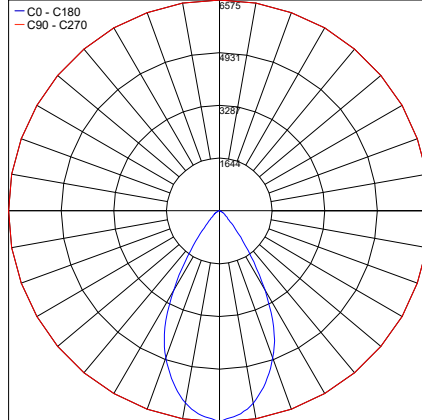
Note: All Photometry is 3000K

Maximum Candela = 15914.4



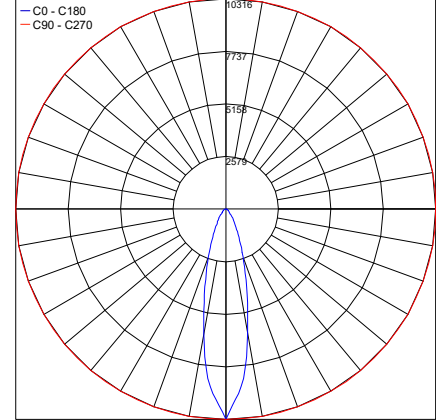
PHOTOMETRIC FILENAME : SLIM WALL 30K 25° - 30950.X.3.36.IES

Maximum Candela = 6574.5



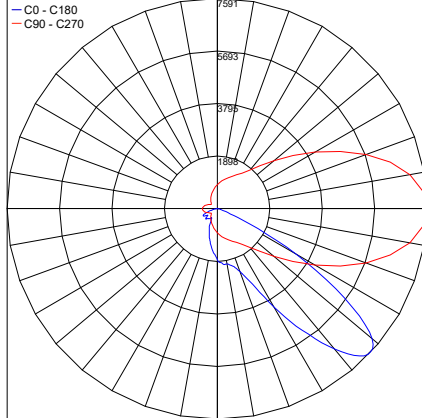
PHOTOMETRIC FILENAME : SLIM WALL 30K 50° - 30950.X.3.03.IES

Maximum Candela = 10316.4



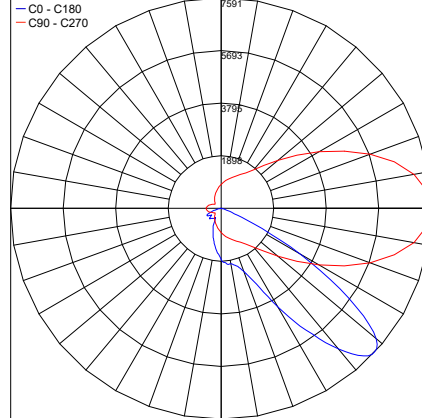
PHOTOMETRIC FILENAME : SLIM WALL 30K 50°X24° - 30950.X.3.53.IES

Maximum Candela = 7590.7



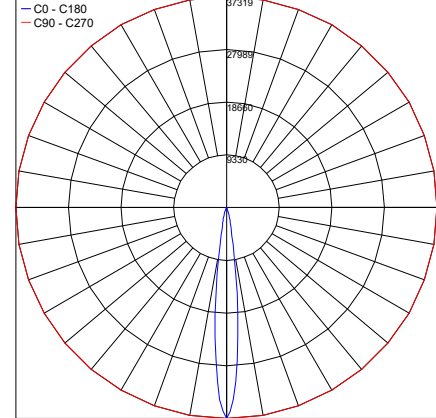
PHOTOMETRIC FILENAME : SLIM WALL 30K ASYM - 30950.X.3.06.IES

Maximum Candela = 7590.7



PHOTOMETRIC FILENAME : SLIM WALL 30K WW - 30950.X.3.07.IES

Maximum Candela = 37319.2



PHOTOMETRIC FILENAME : SLIM WALL 30K SPOT 10° - 30949.X.3.01.IES

Job Name/Date:

Fixture Type Designation: