

TREVI S 2.4

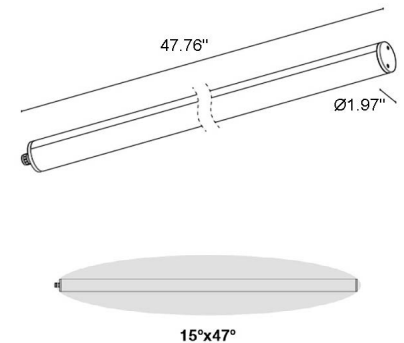
Trevi S is a suspended version of the distinctive Trevi linear profile that is a simple and elegant lighting solution with a wide range of optics suitable for outdoor applications, such as the terraces of hotels and restaurants or indoor applications, such as reception areas. Trevi S 2.4 is the 47.8" length version offering static white with 4 optics options.



TECHNICAL DATA

Wattage / Input	41W (24VDC)
Power Supply	Remote, not included. See page 2.
Construction	End Caps: AISI 316L Stainless Steel Heat Sink: Internal Anticorodal Aluminum Lens: Transparent Polycarbonate Cable Length: 16.4 ft
CCT	2200K, 2700K, 3000K, 4000K
CRI	80
BUG Rating	B3-U1-G0 (3000K)
Delivered Lumens	3872 lm (3000K, 10°)
Efficacy	94.4 lm/W (3000K, 10°)
Optics	10°, 29°, 42°, 15°x47°
Finish	Polycarbonate
Fixture Dimensions	Ø1.97" x 47.76" l
Fixture Weight	8.82 lbs
LED Source	28 power LEDs
Lumen Maintenance	60,000h L80 B10 (Ta 25°C)
Color Consistency	-
Operating Temp.	-4°F - 113°F
IP Rating	IP65, IP68
Impact Rating	IK10

Fixture Dimensions



ORDERING INFORMATION

Example: TR24000000N0SP+WMA07+WMA04 Accessories / Power Supplies ordered separately.

TR24000000			P	+	WMA07	+	
Model No.	CCT	Optics	Finish		Suspension Kit		Clip
TR24000000	N0 - 2200K F0 - 2700K 50 - 3000K 90 - 4000K	S - 10° M - 29° L - 42° W - 15°x47°	P - Polycarbonate		WMA07 - Suspension Kit		WMA04 - Clip Pair WMA05 - Pair of tamper-resistant Clips

Job Name/Date:

Fixture Type Designation:

SUGGESTED POWER SUPPLIES

24VDC

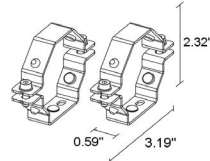
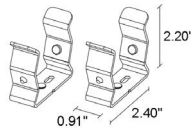
Part Number	Description	Input/Output	# of Fixtures
PPLT00681	Non-Dim	120-277VAC to 24VDC, 90W, Class 2, IP67	1-1
PPLT00543	0-10V Dimming to 15% (-40°C / -40°F cold weather start)	120-277VAC to 24VDC, 100W, Class 2	1-1

Suggested Lutron Compatible

Part Number	Option	Lutron SKU	Dim Range	Description	Input/Output	# of Fixtures
PPLT00530	L3DAE / L3D0	L3DA/L3D0	100%-1%	Hi-Lume™ 0.1% EcoSystem™ or 3-Wire LED Driver	120-277VAC to 24VDC, 96W, Class 2	1-1

For other power supply options consult factory.

ACCESSORIES - Installation (REQUIRED)

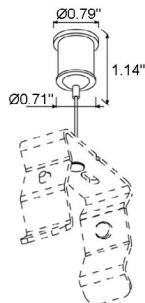


WMA04

Clips Pair

WMA05

Pair of temper-resistant clips



WMA07

Suspension Kit

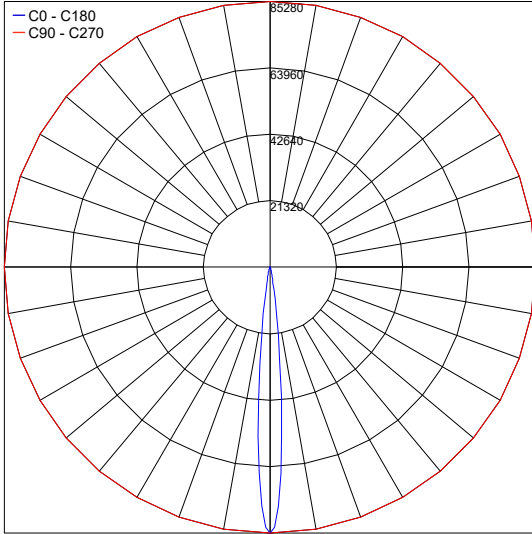
Job Name/Date:

Fixture Type Designation:

PHOTOMETRIC DATA

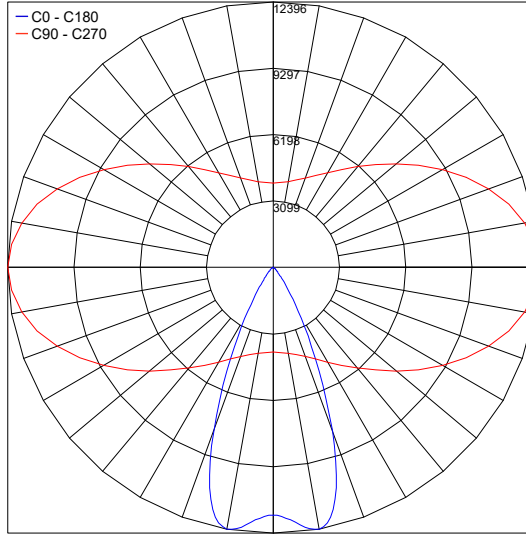
Note all Photometry is 3000K

Maximum Candela = 85280.4



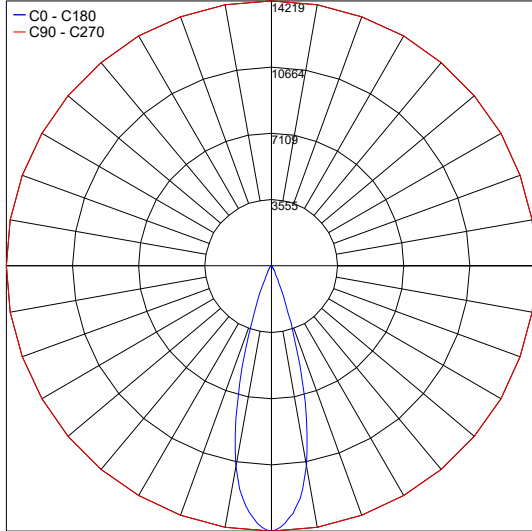
PHOTOMETRIC FILENAME : TREVI_2.4_S_10_3000K_41W_24VDC.IES

Maximum Candela = 12396.5



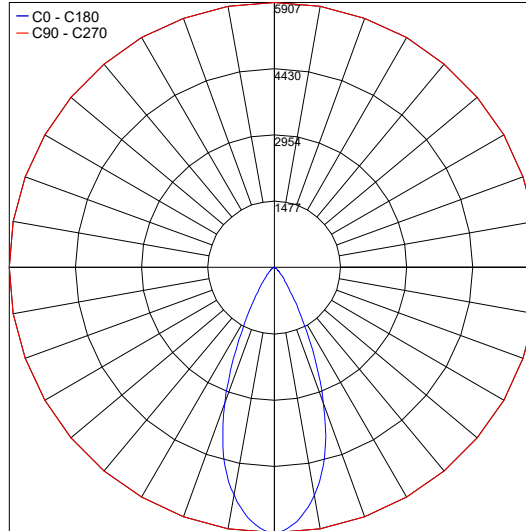
PHOTOMETRIC FILENAME : TREVI_2.4_W_15X47_3000K_41W_24VDC.IES

Maximum Candela = 14218.9



PHOTOMETRIC FILENAME : TREVI_2.4_M_29_3000K_41W_24VDC.IES

Maximum Candela = 5907.3



PHOTOMETRIC FILENAME : TREVI_2.4_L_42_3000K_41W_24VDC.IES

Job Name/Date:

Fixture Type Designation: