

# CUP POLE - HEAD ONLY

CUP is a collection designed by Giuseppe Maurizio Scutellà that includes a wall mount, bollard and pole mounted version with an efficient, cylindrical, minimalist design, ready to be installed outdoors on different types of pole or the wall. It is available with 180° or 360° light beam, and 2 standard finishes. CUP POLE offers a head only option that can be used on standard Ø2.8" or Ø3.0" poles, a wooden pole, or Ø2.4" pole by others. Dark Sky compliant for output below 80°.



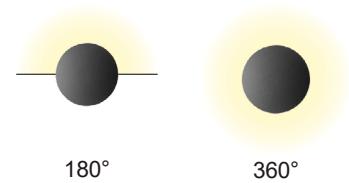
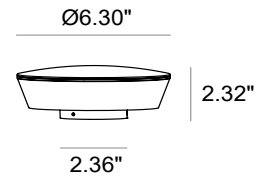
**F93501 / F93502 - POLE HEAD ONLY**

To be used with various poles - see page 2

## TECHNICAL DATA

<b>Wattage</b>	15.6W (180°), 14.9W (360°)
<b>Power Supply</b>	Integral 120VAC
<b>Construction</b>	Housing: Die-cast Aluminum Lens: Extra Clear Tempered Glass
<b>CCT</b>	2000K, 3000K, 4000K
<b>BUG Rating</b>	—
<b>CRI</b>	>80
<b>Delivered Lumens</b>	1245 lm (3000K, 180°) 1205 lm (3000K, 360°) Dark Sky compliant, output below 80°
<b>Efficacy</b>	79.8 lm/W (3000K, 180°) 80.9 lm/W (3000K, 360°)
<b>Optics</b>	180°, 360°
<b>Finishes</b>	Anthracite, Gray Aluminum
<b>Lumen Maintenance</b>	L80, B10, 41,000 hrs (Ta 40°C)
<b>Fixture Dimensions</b>	Ø6.3" x 2.32" h Pole Connection: 2.36"
<b>IP Rating</b>	IP66
<b>Impact Resistance</b>	IK10

### Fixture Dimensions



## ORDERING INFORMATION

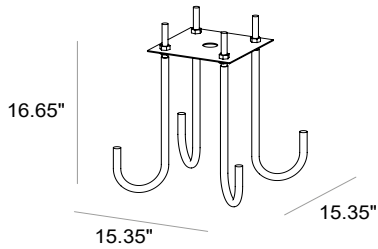
Example: F93501.1.2.64.US. Accessories ordered separately.

<input type="text"/>	<input type="text"/>	<input type="text"/>	<input type="text"/>	<input type="text"/>	<input type="text"/>
<b>Model No.</b>	<b>Finish</b>	<b>CCT</b>	<b>Optics</b>	<input type="text"/>	<input type="text"/>
F93501 (ON/OFF)	1 - Anthracite	2 - 2700K (on request)	64 - 180°	<input type="text"/>	<input type="text"/>
F93502 (DALI)	4 - Gray Aluminum	3 - 3000K	67 - 360°	<input type="text"/>	<input type="text"/>
		4 - 4000K		<input type="text"/>	<input type="text"/>

Job Name/Date:

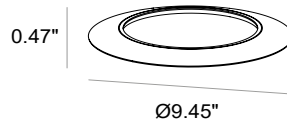
Fixture Type Designation:

## ACCESSORIES



### A9952

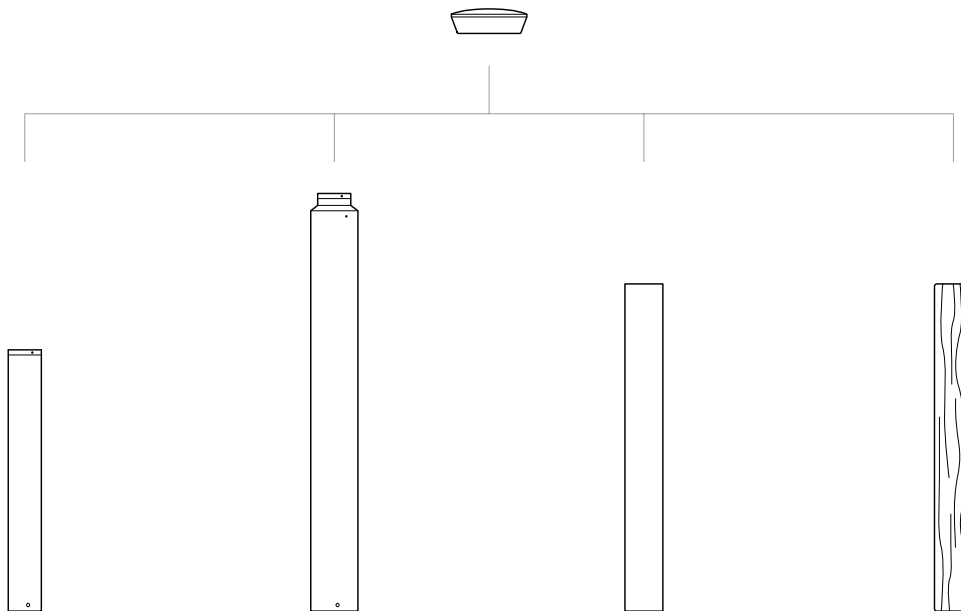
Base plate  
for cylindrical pole with base



### A9949

Anti-lighting pollution cover  
for grey aluminum finishing

## POLE HEAD OPTIONS



Pole Ø2.76"

Pole Ø3.94"

Pole Ø2.36" (not supplied)

Wooden pole (not supplied)

Job Name/Date:

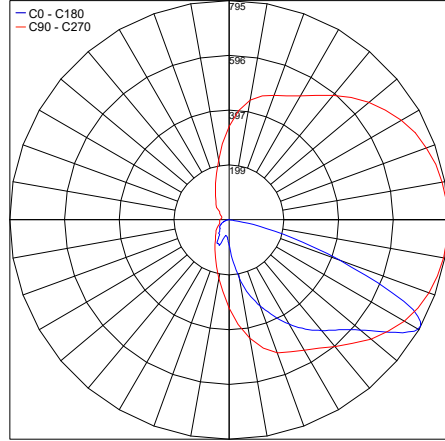
Fixture Type Designation:

# CUP POLE - HEAD ONLY

## PHOTOMETRIC DATA - Note: All photometry is 3000K

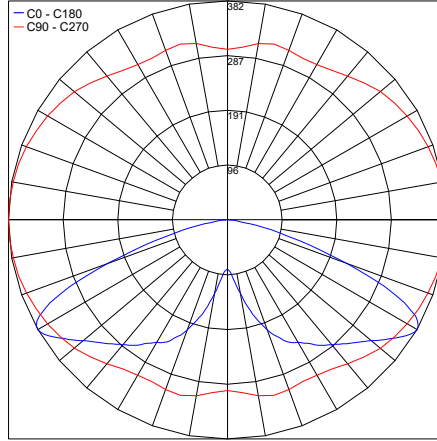
### DALI

Maximum Candela = 794.6



PHOTOMETRIC FILENAME : CUP POLE HEAD ONLY DALI 30K 180° F93502.X.3.64.IES

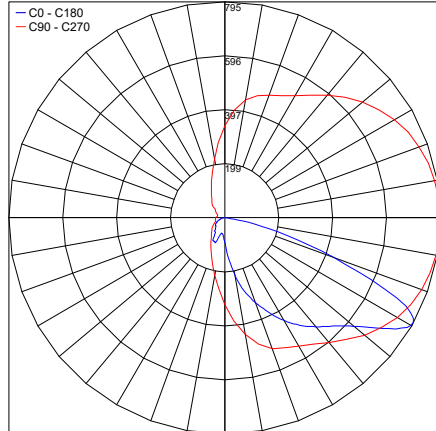
Maximum Candela = 382.3



PHOTOMETRIC FILENAME : CUP POLE HEAD ONLY DALI 30K 360° F93502.X.3.67.IES

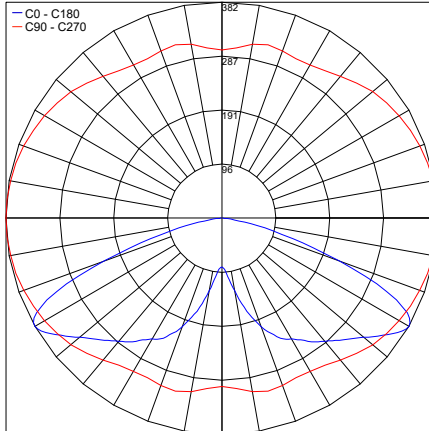
### ON / OFF

Maximum Candela = 794.6



PHOTOMETRIC FILENAME : CUP POLE HEAD ONLY ON-OFF 30K 180° F93501.X.3.64.IES

Maximum Candela = 382.3



PHOTOMETRIC FILENAME : CUP POLE HEAD ONLY ON-OFF 30K 360° F93501.X.3.67.IES

Job Name/Date:

Fixture Type Designation: