

# EASY LINE - Transparent LL10

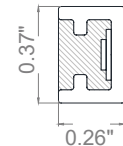
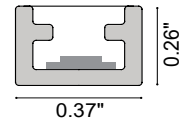
EASY LINE is a vertical, bendable LED strip that is IP65-IP68 rated ideal for fountains or swimming pools for panel installation in reinforced concrete with tiles or pool liner. It is available in Transparent, Frost, Clear or Total Light with static white, tunable white or RGB, and guarantees protection against UV rays and the corrosive action of salt and sodium hypochlorite. EASY LINE Transparent has a transparent outercasing. **Not cuttable in the field.**



## TECHNICAL DATA

<b>Wattage</b>	11W / 3.28 ft (1 m)	
<b>Power Supply</b>	Remote Fountain/Pool Approved 24VDC Power Supply, not included. See page 2.	
<b>Construction</b>	Body: Transparent Resin Outercase: Transparent UV-treated PVC	
<b>CCT</b>	3500K, 3900K, 6000K (204 LED / 3.28') Warm White on request: 2200K, 2600K, 2900K	
<b>CRI</b>	85	
<b>Delivered Lumens</b>	1110 lm / 3.28' (3500K) 1065 lm / 3.28' (3900K)	1050 lm / 3.28' (6000K)
<b>Efficacy</b>	100.9 lm/W (3500K) 98.8 lm/W (3900K)	95.5 lm/W (6000K)
<b>Optics</b>	120°	
<b>Fixture Dimensions</b>	0.37" w x 0.26" h x Various Lengths	
<b>LED Source</b>	SMD 3014	
<b>LED Spacing</b>	204 LED per 3.28 ft (1 m), 0.20" between LEDs	
<b>Lumen Maintenance</b>	L80,B10>50,000 hrs	
<b>Color Consistency</b>	2-3-Step MacAdam	
<b>Operating Temp.</b>	-22°F to 131°F	
<b>IP Rating</b>	IP65 / IP68	

Fixture Dimensions



**NOT CUTTABLE IN THE FIELD**

## ORDERING INFORMATION

Example: LL10-N.24.68.T.US Power Supplies / Accessories ordered separately.

LL10	-		.	24	.		.	T	.	US
Model No.	CCT		Power	IP Rating						
LL10 - 204 LED / 3.28' (1 m)	V - 3500K	Warm White	24 - 24VDC	65 - IP65	T	US				
	W - 3900K	On Request		68 - IP68						
	N - 6000K	V8 - 2200K								
		V2 - 2600K								
		V5 - 2900K								

Job Name/Date:

Fixture Type Designation:

## SUGGESTED POWER SUPPLIES

24VDC - **TO BE USED WITH FOUNTAIN / SWIMMING POOLS**

Part Number	Description	Input/Output	# of Fixtures
<a href="#">FPV-100110024</a>	ELV / TRIAC & 0-10V Dimming (100 to 0%)	120-277VAC to 24VDC, 100W, Class 2, NEMA 4	1-6
<a href="#">FPV-100000024</a>	Non-Dim	120-277VAC to 24VDC, 100W, Class 2, NEMA 4	1-7
<a href="#">FPV-100100024</a>	0-10V Dimming (2 Channels)	120-277VAC to 24VDC, 100W, Class 2, NEMA 4	1-14

## SUGGESTED POWER SUPPLIES

24VDC - **TO BE USE FOR INDOOR/OUTDOOR USE - NOT Fountain / Swimming Pool**

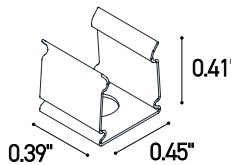
Part Number	Description	Input/Output	# of Fixtures
<a href="#">PPLT00690</a>	ELV / TRIAC & 0-10V Dimming	120-277VAC to 24VDC, 40W, Class 2, IP67	1-2
<a href="#">PPLT00543</a>	0-10V Dimming to 15% (-40°C / -40°F cold weather start)	120-277VAC to 24VDC, 100W, Class 2	1-7

Suggested Lutron Compatible - **FOR INDOOR/OUTDOOR USE ONLY**

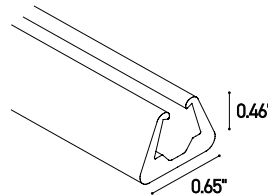
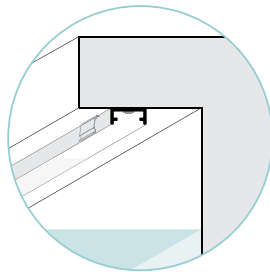
Part Number	Option	Lutron SKU	Dim Range	Description	Input/Output	# of Fixtures
<a href="#">PPLT00273</a>	L3DAE / L3DA3W	L3DA	100%-1%	Hi-Lume™ 1% EcoSystem™ or 1% 3-Wire LED Driver	120-277VAC to 24VDC, 40W, Class 2	1-2
<a href="#">PPLT00530</a>	L3DAE / L3DA3W	L3DA	100%-1%	Hi-Lume™ 1% EcoSystem™ or 1% 3-Wire LED Driver	120-277VAC to 24VDC, 96W, Class 2	1-6

For other power supply options consult factory.

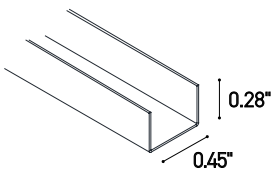
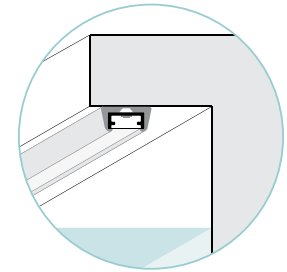
## ACCESSORIES - Installation



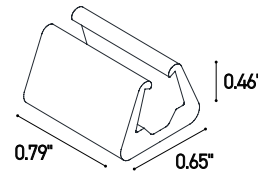
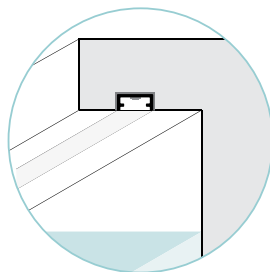
**CLIP-AC-9.5x6.5-AC**  
Harmonic steel clips



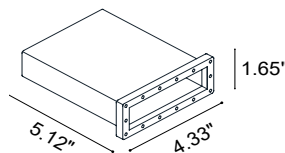
**OUT-S-9.5x6.5.F/W**  
Flexible Silicone Outercase  
L=16.4"



**PRO-AL-9.5x6.5-AL**  
Rigid Aluminum Outercase  
L=9.84'



**CLIP-S-9.5x6.5.F/W**  
Silicone Clip

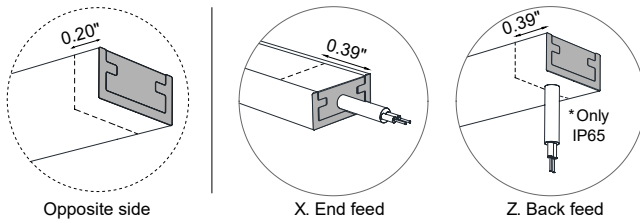


**CABLE-BOX**  
Cable box

Job Name/Date:

Fixture Type Designation:

## POWER CABLE EXIT / AREA WITH REDUCED LIGHT



## CONNECTORS



### THB.381.A2A.R

Micro plug and socket connector.  
2PIN. male+female.  
IP68.  $\text{Ø}0.55'' \times 3.54''$ .  
*Compatible for all models except RGB, RGBW and Tunable white.*



### THB.387.A4A.L.R

Micro plug and socket connector.  
4PIN. male+female.  
IP68.  $\text{Ø}0.91'' \times 4.45''$ .  
*Compatible for all models except RGBW.*



### THB.391.A4A.L.R

Mini In-line circular joint connector.  
4PIN. male+female.  
IP68.  $\text{Ø}0.91'' \times 3.74''$ .  
*Compatible for all models except RGBW.*



### THB.402.D4A.R

Connector type "T". 4PIN.  
IP68.  $\text{Ø}1.26'' \times 3.58'' \times 4.76''$ .  
*Compatible for all models except RGBW.*



### THB.209.A4A

Junction box type "H". 4PIN.  
IP68.  $4.25'' \times 2.56'' \times 1.10''$ .  
*Compatible for all models except RGBW.*



### THB.399.D4E

Connector type "Y". 4PIN.  
IP68.  $\text{Ø}1.26'' \times 2.48'' \times 7.09''$ .  
*Compatible for all models except RGBW.*



### THB.392.A4A

Connector type "H". 4PIN.  
IP68.  $\text{Ø}1.10'' \times 2.13'' \times 3.15''$ .  
*Compatible for all models except RGBW.*



### THB.390.C1A

Connector type "T". 3PIN.  
IP68.  $\text{Ø}1.26'' \times 3.62'' \times 2.87''$ .  
*Compatible for all models except RGB and RGBW.*

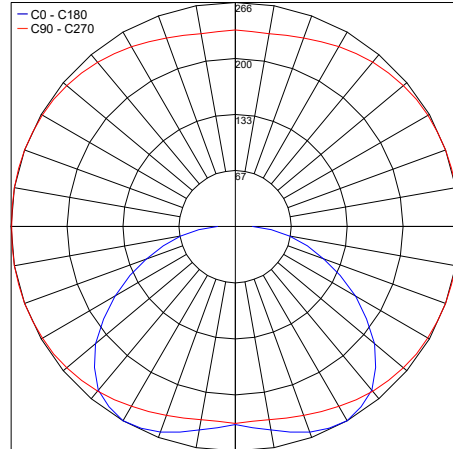
Job Name/Date:

Fixture Type Designation:

## PHOTOMETRIC DATA

### 3500K

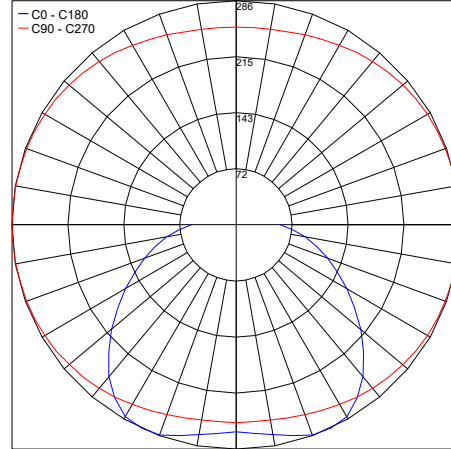
Maximum Candela = 266.3



PHOTOMETRIC FILENAME : EASY LINE TRANSPARENT LL10.SVF24-6568.T 3500K.IES

### 3900K

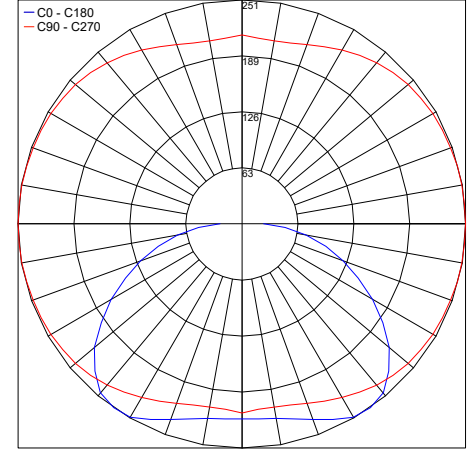
Maximum Candela = 286.2



PHOTOMETRIC FILENAME : EASY LINE TRANSPARENT LL10.SWF24(R).T 3900K.IES

### 6000K

Maximum Candela = 251.4



PHOTOMETRIC FILENAME : EASY LINE TRANSPARENT LL10.SNF24-6568.T 6000K.IES

Job Name/Date:

Fixture Type Designation: