

EASY LINE - Transparent LL12

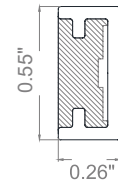
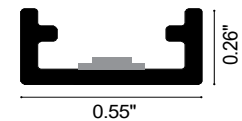
EASY LINE is a vertical, bendable LED strip that is IP65-IP68 rated ideal for fountains or swimming pools for panel installation in reinforced concrete with tiles or pool liner. It is available in Transparent, Frost, Clear or Total Light with static white, tunable white or RGB, and guarantees protection against UV rays and the corrosive action of salt and sodium hypochlorite. EASY LINE Transparent has a transparent outercasing. **Not cuttable in the field.**



TECHNICAL DATA

Wattage	13W / 3.28 ft (1 m)	
Power Supply	Remote Fountain/Pool Approved 24VDC Power Supply, not included. See page 2.	
Construction	Body: Transparent Resin Outercase: Transparent UV-treated PVC	
CCT	3500K, 4100K, 5900K (240 LED / 3.28') Warm White on request: 2200K, 2600K, 2900K	
CRI	85	
Delivered Lumens	1090 lm / 3.28' (3500K) 1075 lm / 3.28' (4100K)	1280 lm / 3.28' (5900K)
Efficacy	83.8 lm/W (3500K) 82.7 lm/W (4100K)	98.5 lm/W (5900K)
Optics	120°	
Fixture Dimensions	0.55" w x 0.26" h x Various Lengths	
LED Source	SMD 3014	
LED Spacing	240 LED per 3.28 ft (1 m), 0.16" between LEDs	
Lumen Maintenance	L80,B10>50,000 hrs	
Color Consistency	2-3-Step MacAdam	
Operating Temp.	-22°F to 131°F	
IP Rating	IP65 / IP68	

Fixture Dimensions



NOT CUTTABLE IN THE FIELD

ORDERING INFORMATION

Example: LL12-N.24.68.T.US Power Supplies / Accessories ordered separately.

LL12	-		.	24	.		.	T	.	US
Model No.	CCT		Power	IP Rating						
LL12 - 240 LED / 3.28' (1 m)	V - 3500K	Warm White On Request	24 - 24VDC	65 - IP65 68 - IP68	T - Transparent	US				
	W - 4100K	V8 - 2200K								
	N - 5900K	V2 - 2600K								
		V5 - 2900K								

Job Name/Date:

Fixture Type Designation:

SUGGESTED POWER SUPPLIES

24VDC - **TO BE USED WITH FOUNTAIN / SWIMMING POOLS**

Part Number	Description	Input/Output	# of Fixtures
FPV-100110024	ELV / TRIAC & 0-10V Dimming (100 to 0%)	120-277VAC to 24VDC, 100W, Class 2, NEMA 4	1-5
FPV-100000024	Non-Dim	120-277VAC to 24VDC, 100W, Class 2, NEMA 4	1-6
FPV-100100024	0-10V Dimming (2 Channels)	120-277VAC to 24VDC, 100W, Class 2, NEMA 4	1-12

SUGGESTED POWER SUPPLIES

24VDC - **TO BE USE FOR INDOOR/OUTDOOR USE - NOT Fountain / Swimming Pool**

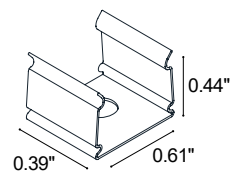
Part Number	Description	Input/Output	# of Fixtures
PPLT00690	ELV / TRIAC & 0-10V Dimming	120-277VAC to 24VDC, 40W, Class 2, IP67	1-2
PPLT00543	0-10V Dimming to 15% (-40°C / -40°F cold weather start)	120-277VAC to 24VDC, 100W, Class 2	1-6

Suggested Lutron Compatible - **FOR INDOOR/OUTDOOR USE ONLY**

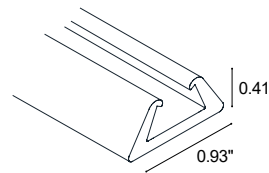
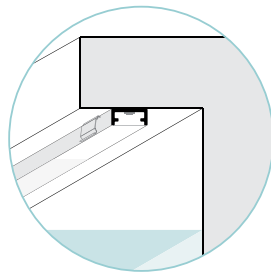
Part Number	Option	Lutron SKU	Dim Range	Description	Input/Output	# of Fixtures
PPLT00273	L3DAE / L3DA3W	L3DA	100%-1%	Hi-Lume™ 1% EcoSystem™ or 1% 3-Wire LED Driver	120-277VAC to 24VDC, 40W, Class 2	1-2
PPLT00530	L3DAE / L3DA3W	L3DA	100%-1%	Hi-Lume™ 1% EcoSystem™ or 1% 3-Wire LED Driver	120-277VAC to 24VDC, 96W, Class 2	1-5

For other power supply options consult factory.

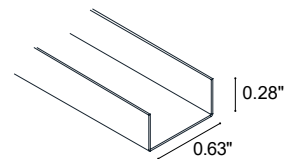
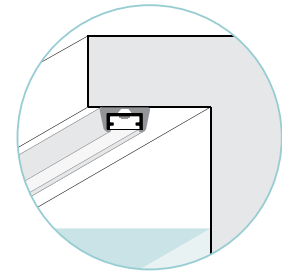
ACCESSORIES - Installation



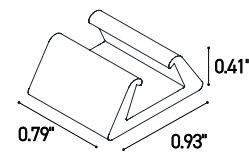
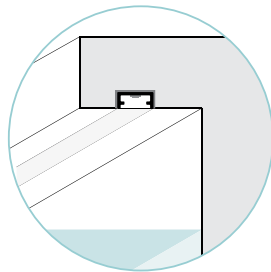
CLIP-AC-14x6.5-AC
Harmonic steel clips



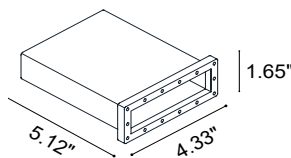
OUT-S-14x6.5.F/W
White Flexible Silicone
Outercase L=16.40'



PRO-AL-14x6.5-AL
Rigid Aluminum Outercase
L=9.84'



CLIP-S-14x6.5.F/W
Silicone Clip

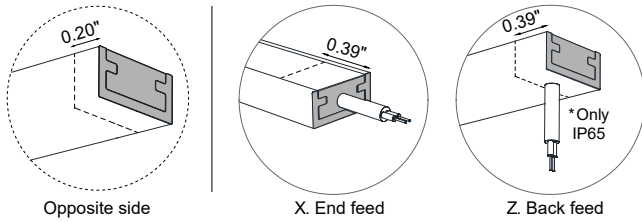


CABLE-BOX
Cable box

Job Name/Date:

Fixture Type Designation:

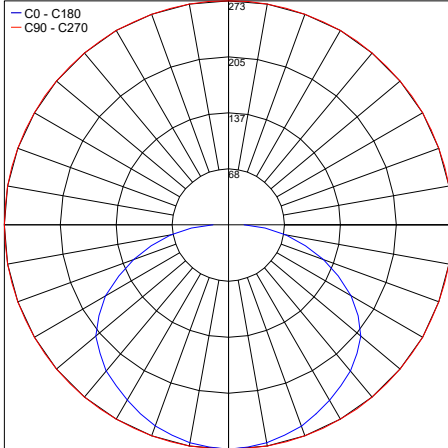
POWER CABLE EXIT / AREA WITH REDUCED LIGHT



PHOTOMETRIC DATA

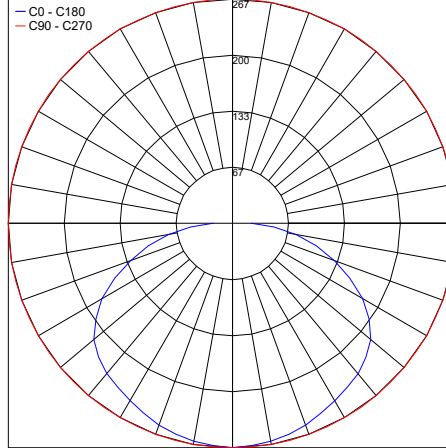
3500K

Maximum Candela = 273.3



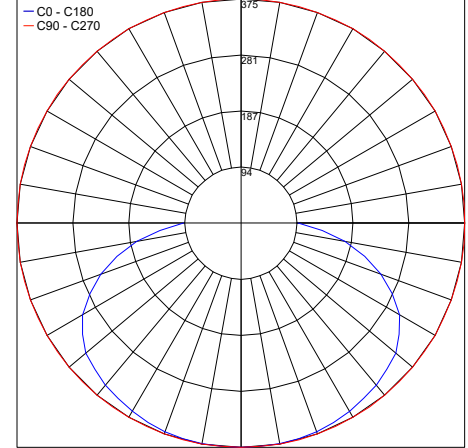
4100K

Maximum Candela = 266.9



5900K

Maximum Candela = 374.6



Job Name/Date:

Fixture Type Designation: