

# EASY LINE - Transparent LLTW3

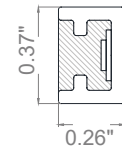
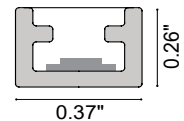
EASY LINE is a vertical, bendable LED strip that is IP65-IP68 rated ideal for fountains or swimming pools for panel installation in reinforced concrete with tiles or pool liner. It is available in Transparent, Frost, Clear or Total Light with static white, tunable white or RGB, and guarantees protection against UV rays and the corrosive action of salt and sodium hypochlorite. EASY LINE Transparent has a transparent outercasing. **Not cuttable in the field.**



## TECHNICAL DATA

<b>Wattage</b>	12W / 3.28 ft (1 m)
<b>Power Supply</b>	Remote Fountain/Pool Approved 24VDC Power Supply, not included. See page 2.
<b>Construction</b>	Body: Transparent Resin Outercase: Transparent UV-treated PVC
<b>CCT</b>	3500K-5900K (120+120 LED / 3.28')
<b>CRI</b>	85
<b>Delivered Lumens</b>	1050 lm / 3.28' (1 m)
<b>Efficacy</b>	87.5 lm/W
<b>Optics</b>	120°
<b>Fixture Dimensions</b>	0.37" w x 0.26" h x Various Lengths
<b>LED Source</b>	SMD 3014
<b>LED Spacing</b>	120+120 LED per 3.28 ft (1 m), 0.17" between LEDs
<b>Lumen Maintenance</b>	L80,B10>50,000 hrs
<b>Color Consistency</b>	2-3-Step MacAdam
<b>Operating Temp.</b>	-22°F to 131°F
<b>IP Rating</b>	IP65 / IP68

Fixture Dimensions



**NOT CUTTABLE IN THE FIELD**

## ORDERING INFORMATION

Example: LLTW3-24.68.T.US Power Supplies / Accessories ordered separately.

LLTW3	-	24	.		.	T	.	US
<b>Model No.</b>		<b>Power</b>		<b>IP Rating</b>				
LLTW3 - 120+120 LED / 3.28' (1 m)		24 - 24VDC		65 - IP65 68 - IP68		T - Transparent		US

Job Name/Date:

Fixture Type Designation:

## SUGGESTED POWER SUPPLIES

24VDC - **TO BE USED WITH FOUNTAIN / SWIMMING POOLS**

Part Number	Description	Input/Output	# of Fixtures
<a href="#">FPV-100110024</a>	ELV / TRIAC & 0-10V Dimming (100 to 10%)	120-277VAC to 24VDC, 96W, Class 2, NEMA 4	1-6
<a href="#">FPV-100000024</a>	Non-Dim	120-277VAC to 24VDC, 100W, Class 2, NEMA 4	1-6
<a href="#">FPV-100100024</a>	0-10V Dimming (2 Channels)	120-277VAC to 24VDC, 100W, Class 2, NEMA 4	1-12

## SUGGESTED POWER SUPPLIES

24VDC - **TO BE USE FOR INDOOR/OUTDOOR USE - NOT** Fountain / Swimming Pool

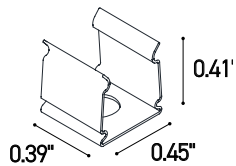
Part Number	Description	Input/Output	# of Fixtures
<a href="#">PPLT00690</a>	ELV / TRIAC & 0-10V Dimming	120-277VAC to 24VDC, 40W, Class 2, IP67	1-2
<a href="#">PPLT00543</a>	0-10V Dimming to 15% (-40°C / -40°F cold weather start)	120-277VAC to 24VDC, 100W, Class 2	1-6

Suggested Lutron Compatible - **FOR INDOOR/OUTDOOR USE ONLY**

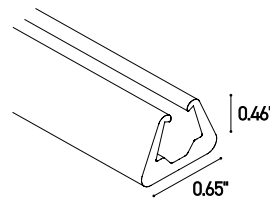
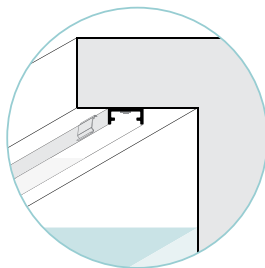
Part Number	Option	Lutron SKU	Dim Range	Description	Input/Output	# of Fixtures
<a href="#">PPLT00273</a>	L3DAE / L3DA3W	L3DA	100%-1%	Hi-Lume™ 1% EcoSystem™ or 1% 3-Wire LED Driver	120-277VAC to 24VDC, 40W, Class 2	1-2
<a href="#">PPLT00530</a>	L3DAE / L3DA3W	L3DA	100%-1%	Hi-Lume™ 1% EcoSystem™ or 1% 3-Wire LED Driver	120-277VAC to 24VDC, 96W, Class 2	1-6

For other power supply options consult factory.

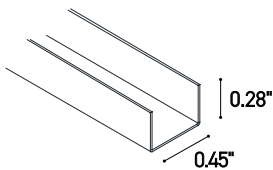
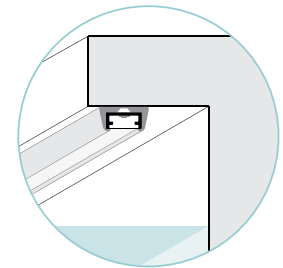
## ACCESSORIES - Installation



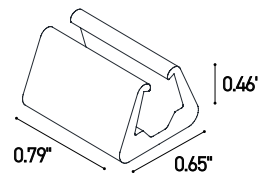
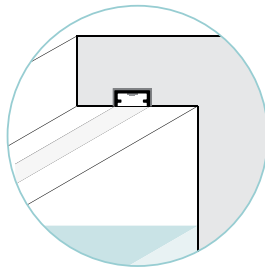
**CLIP-AC-9.5x6.5-AC**  
Harmonic steel clips



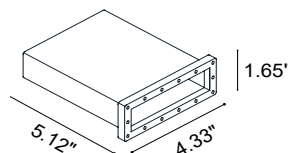
**OUT-S-9.5x6.5.F/W**  
Flexible Silicone Outercase  
L=16.4"



**PRO-AL-9.5x6.5-AL**  
Rigid Aluminum Outercase  
L=9.84'



**CLIP-S-9.5x6.5.F/W**  
Silicone Clip

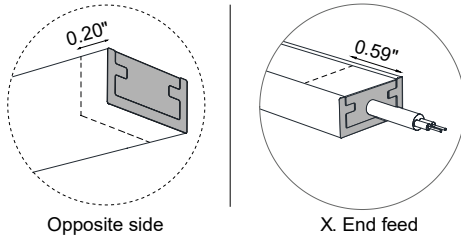


**CABLE-BOX**  
Cable box

Job Name/Date:

Fixture Type Designation:

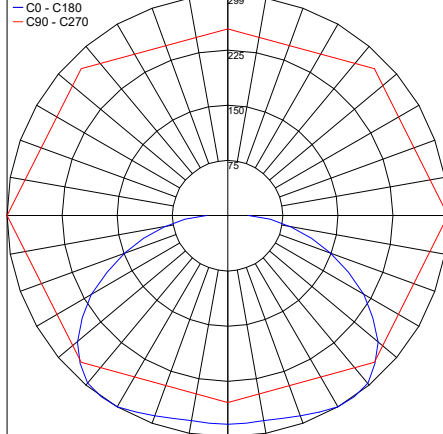
## POWER CABLE EXIT / AREA WITH REDUCED LIGHT



## PHOTOMETRIC DATA

1250K

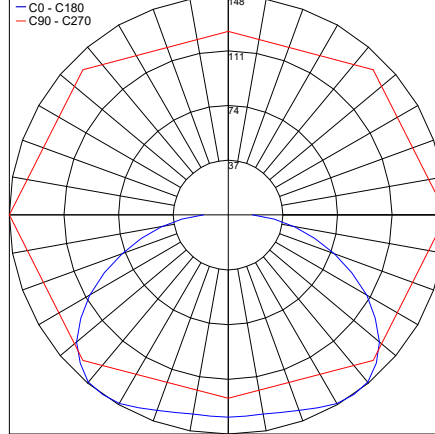
Maximum Candela = 299.3



PHOTOMETRIC FILENAME : EASY LINE TRANSPARENT LLTW3-24.68.T.1250K.IES

6000K

Maximum Candela = 147.9



PHOTOMETRIC FILENAME : EASY LINE TRANSPARENT LLTW3-24.68.T.COLD 6000K.IES

Job Name/Date:

Fixture Type Designation: