

FLEA is a family of IP67-rated round or square recessed wall / in-grade or downlights available in static white, RGBW, and and underwater version (IP68). FLEA C is a Ø2.0" in-grade uplight offered in mono or duo light emission, 3 color temperatures, diffused optics and 3 standard finishes.



FLEA C 1x180°



FLEA C 2x120°

Fixture Dimensions - See page 2

## TECHNICAL DATA

<b>Wattage</b>	4W
<b>Power Supply</b>	Remote 24VDC, not included. See page 2
<b>Construction</b>	Housing: Anticorodal Aluminum Lens: Extra Clear Tempered Glass
<b>CCT</b>	2700K, 3000K, 4000K
<b>BUG Rating</b>	B0-U3-G1 (Mono, 3000K) B0-U2-G0 (Duo, 3000K)
<b>CRI</b>	>80
<b>Delivered Lumens</b>	67 lm (3000K, 1x180°) 80 lm (3000K, 2x120°)
<b>Efficacy</b>	16.8 lm/W (3000K, 1x180°) 20 lm/W (3000K, 2x120°)
<b>Optics</b>	1x180°, 2x120°
<b>Finishes</b>	Anodized Matte Black, Anodized Aluminum, AISI 316L Stainless Steel
<b>Lumen Maintenance</b>	90,000 hrs, L90 (Ta 35°C)
<b>Fixture Dimensions</b>	See page 2
<b>IP Rating</b>	IP67
<b>Impact Resistance</b>	IK10
<b>Walk Over Rating</b>	Up to 3307 lbs

## ORDERING INFORMATION

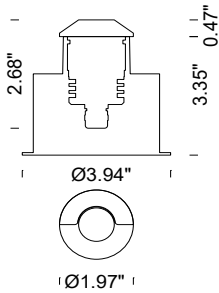
Example: F10167.3.2.05.US. Power Supplies / Accessories ordered separately.

			<b>05</b>	<b>US</b>
<b>Model No.</b>	<b>Finish</b>	<b>CCT</b>	<b>Optics</b>	
F10167 - Mono, 1x180°	3 - Anodized Matte Black	2 - 2700K	05 - Diffuse	<b>US</b>
F10168 - Duo, 2x120°	5 - Anodized Aluminum	3 - 3000K		
	6 - AISI 316L Stainless Steel	4 - 4000K		

Job Name/Date:

Fixture Type Designation:

## FIXTURE DIMENSIONS



FLEA C

## SUGGESTED POWER SUPPLIES - 24VDC

Part Number	Description	Input/Output	# of Fixtures	
			MONO	DUO
<a href="#">PPLT00680</a>	ELV / TRIAC & 0-10V Dimming (100 to 0%)	120-277VAC to 24VDC, 20W, Class 2, IP66	1-4	1-4
<a href="#">PPLT00690</a>	ELV / TRIAC & 0-10V Dimming	120-277VAC to 24VDC, 40W, Class 2, IP67	1-8	1-8
<a href="#">PPLT00691</a>	Non-Dim	120-277VAC to 24VDC, 60W, Class 2, IP67	1-12	1-12
<a href="#">PPLT00543</a>	0-10V Dimming to 15% (-40°C / -40°F cold weather start)	120-277VAC to 24VDC, 100W, Class 2	1-20	1-20

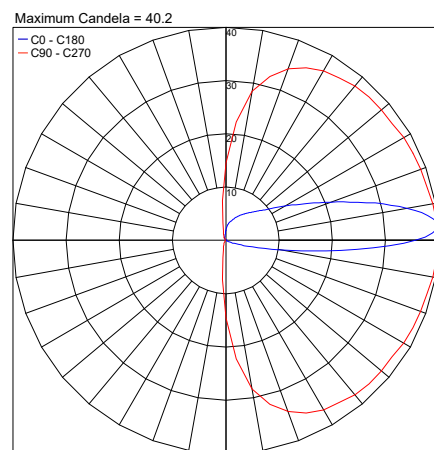
## Suggested Lutron Compatible

Part Number	Option	Lutron SKU	Dim Range	Description	Input/Output	# of Fixtures	
						MONO	DUO
<a href="#">PPLT00273</a>	L3DAE / L3DA3W	L3DA	100%-1%	Hi-Lume™ 1% EcoSystem™ or 1% 3-Wire LED Driver	120-277VAC to 24VDC, 40W, Class 2	1-8	1-8
<a href="#">PPLT00530</a>	L3DAE / L3DA3W	L3DA	100%-1%	Hi-Lume™ 1% EcoSystem™ or 1% 3-Wire LED Driver	120-277VAC to 24VDC, 96W, Class 2	1-19	1-19

For other power supply options consult factory.

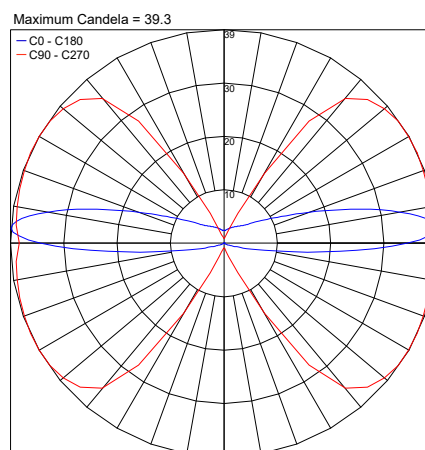
## PHOTOMETRIC DATA - Note: All photometry is 3000K

### MONO



PHOTOMETRIC FILENAME : FLEA C MONO 30K DIFFUSE-10167.X.3.05.IES

### DUO



PHOTOMETRIC FILENAME : FLEA C DUO 30K DIFFUSE-10168.X.3.05.IES

Job Name/Date:

Fixture Type Designation: