


FLEA MAXI RECESSED

FLEA is a family of IP67-rated round or square recessed wall / in-grade or downlights available in static white, RGBW, and and underwater version (IP68). FLEA MAXI Recessed is offered round (Ø3.2" or Ø2.8" Total Glass) or square (3.2" sq. or 3.3" sq. Total Glass) with 3 static color temperatures, 5 optics options, and 4 standard finishes.



FLEA MAXI Recessed Round Trim



FLEA MAXI Recessed Square Trim

Fixture Dimensions - See page 2

TECHNICAL DATA

Wattage	8.5W
Power Supply	Remote 24VDC, not included. See page 2
Construction	Housing: Anticorodal Aluminum Lens: Extra Clear Tempered Glass
CCT	2700K, 3000K, 4000K
BUG Rating	B0-U0-G3 (10° Round - 3000K) B0-U3-G0 (10° Square, 10°x40° Both - 3000K) B0-U4-G0 (25° Both, 45° Both - 3000K)
CRI	>80
Delivered Lumens	464 lm/W (3000K, 10°)
Efficacy	54.6 lm/W (3000K, 10°)
Optics	10°, 25°, 45°, 10°x40°, Diffuse
Finishes	Anodized Matte Black, Anodized Aluminum, AISI 316L Stainless Steel, Total Glass
Lumen Maintenance	90,000 hrs, L90 (Ta 35°C)
Fixture Dimensions	See page 2
IP Rating	IP67
Impact Resistance	IK10
Walk Over Rating	Up to 3307 lbs

ORDERING INFORMATION

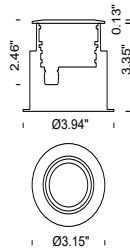
Example: F10157.3.2.02.US. Power Supplies / Accessories ordered separately.

				US
Model No.	Finish	CCT	Optics	
F10157 - Round	3 - Anodized Matte Black	2 - 2700K	01 - Spot 10°	US
F10158 - Square	5 - Anodized Aluminum	3 - 3000K	05 - Diffuse	
	6 - AISI 316L Stainless Steel	4 - 4000K	36 - Medium 25°	
	9 - Total Glass <i>(Total Glass only available in trimless)</i>		32 - Wide 45°	
			38 - 10°x40°	

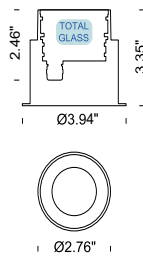
Job Name/Date:

Fixture Type Designation:

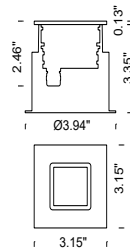
FIXTURE DIMENSIONS



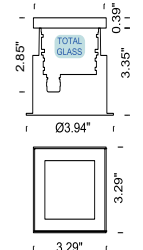
FLEA MAXI Recessed Round Trim



FLEA MAXI Recessed Round Trimless (Total Glass)



FLEA MAXI Recessed Square Trim



FLEA MAXI Recessed Square Trimless (Total Glass)



SUGGESTED POWER SUPPLIES

24VDC

Part Number	Description	Input/Output	# of Fixtures
PPLT00284	Non-Dim	120-277VAC to 24VDC, 100W, Class 2, DAMP	1-9
PPLT00543	0-10V Dimming to 15% (-40°C / -40°F cold weather start)	120-277VAC to 24VDC, 100W, Class 2	1-9

Suggested Lutron Compatible

Part Number	Option	Lutron SKU	Dim Range	Description	Input/Output	# of Fixtures
PPLT00530	L3DAE / L3DA3W	L3DA	100%-1%	Hi-Lume™ 1% EcoSystem™ or 1% 3-Wire LED Driver	120-277VAC to 24VDC, 96W, Class 2	1-9

Job Name/Date:

Fixture Type Designation:

DRIVERS IN NEMA ENCLOSURE

Remote 24VDC - ELV / TRIAC / 0-10V



PPLT00715

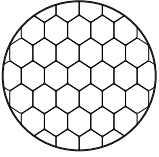
Part Number	Description	Input/Output	# of Fixtures 8.5W
PPLT00715	ELV / TRIAC / 0-10V Dimming to 0.1%	120-277VAC to 24VDC, 96W, Class 2, WET/DAMP	1-9

For other power supply options consult factory.

Job Name/Date:

Fixture Type Designation:

ACCESSORIES



A1008

Honeycomb Screen

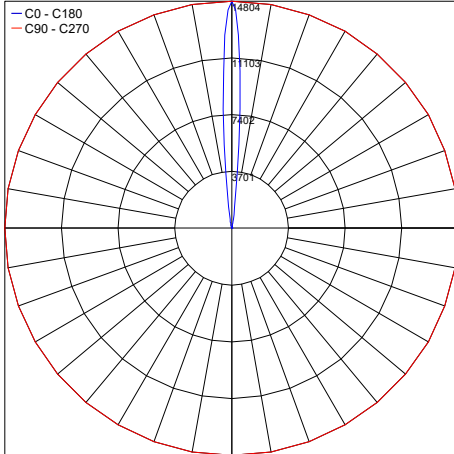
Order together with the product

PHOTOMETRIC DATA

Note: All photometry is 3000K

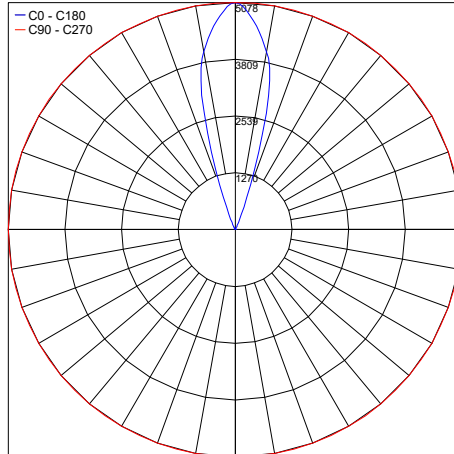
ROUND or SQUARE

Maximum Candela = 14804



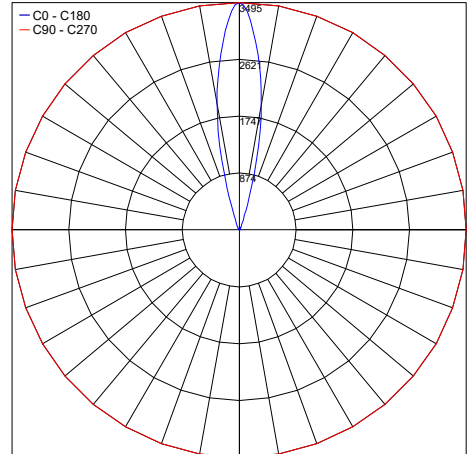
PHOTOMETRIC FILENAME : FLEA MAXI RECESSED RD 30K 10°-10157.X.3.01.IES

Maximum Candela = 5078.2



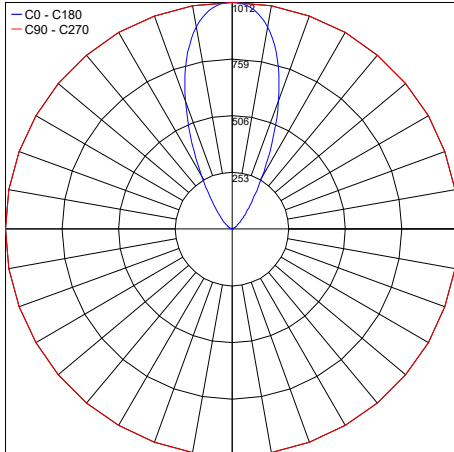
PHOTOMETRIC FILENAME : FLEA MAXI RECESSED RD 30K 10°x40°-10157.X.3.38.IES

Maximum Candela = 3494.8



PHOTOMETRIC FILENAME : FLEA MAXI RECESSED RD 30K 25°-10157.X.3.36.IES

Maximum Candela = 1012



PHOTOMETRIC FILENAME : FLEA MAXI RECESSED RD 30K 45°-10157.X.3.32.IES

Job Name/Date:

Fixture Type Designation: