

KRILL 4.0

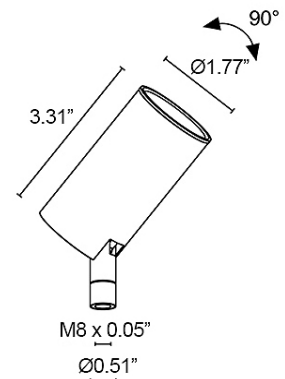
Krill is a small, adjustable zoom, surface mounted floodlight with a pared-down design for indoor applications. The fixture is ideal for inside shop windows and display cabinets in retail and museum environments. Krill can be installed in a variety of ways to easily reach details that need emphasizing with a double-jointed arm that can be adjusted by up to 180°. Krill 4.0 is 1.8" in diameter with 9W power and 7 standard optics options.



TECHNICAL DATA

Wattage / Input	9W (250mA) (700mA - only on 8° optics)
Power Supply	Remote, not included. See page 2.
Construction	Body: Anticorodal Aluminum Joint: Brass Cable Length: 4.92'
CCT	2700K, 3000K, 4000K
CRI	>90
Delivered Lumens	725 lm (3000K, 48°)
Efficacy	80.6 lm/W (3000K, 48°)
Optics	7 Standard (see below)
Finishes	4 Standard, Custom RAL on request (see below)
Fixture Dimensions	Ø1.77" x 3.31" h
Base Size	Ø0.51"
Fixture Weight	0.66 lbs
LED Source	1 COB LED 1 Power LED
Lumen Maintenance	L90, B10 >60,000hrs (Ta 25°C)
Color Consistency	2-step MacAdam (COB LED) 3-step MacAdam (Power LED)
Operating Temp.	32°F to +113°F
IP Rating	IP40

Fixture Dimensions



Required installation accessories, not included. See page 2.

ORDERING INFORMATION

Example: **KI40201000F0SE**. Power Supplies / Required Accessories ordered separately.

Model No.	CCT	Optics	Finish
KI40201000 - 250mA	F - 2700K	0V - 8°	E - White
KI40301000 - 700mA (8° optic only)	5 - 3000K	0S - 14°	N - Black
	9 - 4000K	0M - 23°	Y - Rose Gold
		0L - 36°	Z - Antique Bronze
		8° only available in 700mA	C - Custom RAL (Consult factory for "C")
		0K - 48°	
		0W - 21°x55°	
		0X - 55°x21°	

Job Name/Date:

Fixture Type Designation:

SUGGESTED POWER SUPPLIES

250mA

Part Number	Description	Input/Output	# of Fixtures
PPLT00466-P	0-10V Dimming to 1.0%	120-277VAC to 250mA, 10W, Class 2, DAMP	1-1
PPLT00290	Leading/Trailing Edge Dimming to 10% (120V only)	120-277VAC to 250mA, 16W, Class 2, DAMP	1-1
PPLT00480-P	0-10V Dimming to 1.0%	120-277VAC to 250mA, 30W, Class 2, DAMP	1-1
PPLT00467-P	0-10V Dimming to 1.0%	120-277VAC to 250mA, 50W, Class 2, DAMP	1-1
PPLT00538-P	0-10V Dimming to 0.1% (4 Channels)	120-277VAC to 250mA, 100W, Class 2	1-4

SUGGESTED POWER SUPPLIES

700mA - 8°

Part Number	Description	Input/Output	# of Fixtures
PPLT00466-P	0-10V Dimming to 1.0%	120-277VAC to 700mA, 10W, Class 2, DAMP	1-1
PPLT00470	Phase Dim (120V only)	120VAC to 700mA, 14W, Class 2	1-1
PPLT00663	ELV / TRIAC & 0-10V Dimming	120-277VAC to 700mA, 30W, Class 2	3-3
PPLT00261	Leading/Trailing Edge Dimming to 10% (120V only)	120-277VAC to 700mA, 32W, Class 2	2-3
PPLT00467-P	0-10V Dimming to 1.0%	120-277VAC to 700mA, 50W, Class 2, DAMP	1-4
PPLT00538-P	0-10V Dimming to 0.1% (4 Channels)	120-277VAC to 700mA, 100W, Class 2	1-8

Suggested Lutron Compatible - 700mA

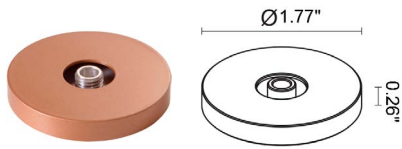
Part Number	Option	Lutron SKU	Dim Range	Description	Input/Output	# of Fixtures
PPLT00515	L3DAE / L3DA3W	L3DA	100%-1%	Hi-Lume™ 1% EcoSystem™ OR 1% 3-Wire LED Driver	120-277VAC to 700mA, 14W, Class 2	1-1
PPLT00635	PEQE	PEQ0	100%-0.1%	Hi-Lume™ Premier 0.1% EcoSystem™ Fade to Black	120-277VAC to 700mA, 20W, Class 2	1-2
PPLT00673	PEQE	PEQ0	100%-0.1%	Hi-Lume™ Premier 0.1% EcoSystem™ Fade to Black	120-277VAC to 700mA, 20W, Class 2	1-2
PPLT00517	L3DAE / L3DA3W	L3DA	100%-1%	Hi-Lume™ 1% EcoSystem™ OR 1% 3-Wire LED Driver	120-277VAC to 700mA, 27W, Class 2	2-3
PPLT00181	L3DAE / L3DA3W	L3DA	100%-1%	Hi-Lume™ 1% EcoSystem™ OR 1% 3-Wire LED Driver	120-277VAC to 700mA, 38W, Class 2	3-4

For other power supply options consult factory.

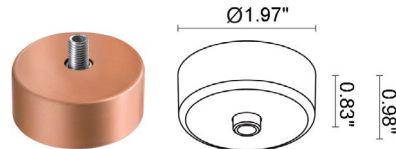
Job Name/Date:

Fixture Type Designation:

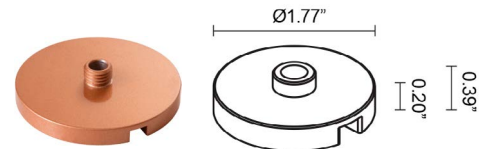
ACCESSORIES - Installation (REQUIRED, NOT INCLUDED)



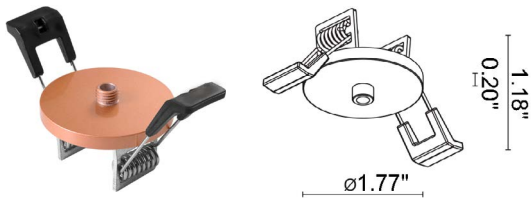
WDA06B - White
WDA06N - Black
WDA06Y - Rose Gold
WDA06Z - Antique Bronze
 Fixing Base



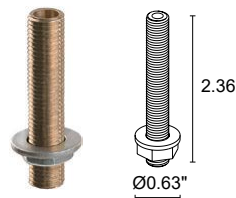
WDA10B - White
WDA10N - Black
WDA10Y - Rose Gold
WDA10Z - Antique Bronze
 Ceiling Rose



WDA07B - White
WDA07N - Black
WDA07Y - Rose Gold
WDA07Z - Antique Bronze
 Magnetic Plate




WGA09B - White
WGA09N - Black
WGA09Y - Rose Gold
WGA09Z - Antique Bronze
 Retaining Spring Clip Ø1.77"




WGA01
 Coupler

ACCESSORIES - Spikes and Arms



WDA08B* - White
WDA08N* - Black
WDA08Y* - Rose Gold
WDA08Z* - Antique Bronze
 Rigid arm - 5.91" height
**order together with the part WDA06_ or with the part WGA01*



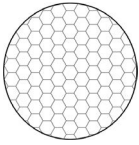
WDA09B* - White
WDA09N* - Black
WDA09Y* - Rose Gold
WDA09Z* - Antique Bronze
 Rigid arm - 11.81" height
**order together with the part WDA06_ or with the part WGA01*

Job Name/Date:

Fixture Type Designation:

ACCESSORIES - Anti-Glare

Cables



WHKI40A0

Honeycomb Loure

Can be fitted on all optics
except 8° and elliptical optics



WBA000

Standard Snoot

WF0110

PVC Cable FROR 2x0.35 3.5mm (0.14")

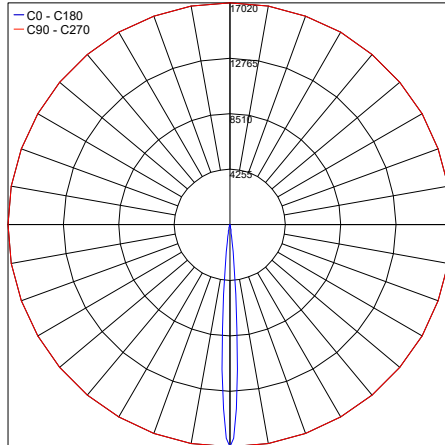
Your choice of length

PHOTOMETRIC DATA

Note all Photometry is 3000K

8° (700mA)

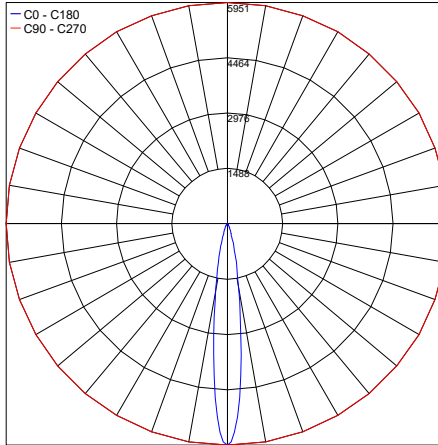
Maximum Candela = 17019.9



PHOTOMETRIC FILENAME : KRILL_4.0_V_8_3000K_9W_700MA.IES

14°

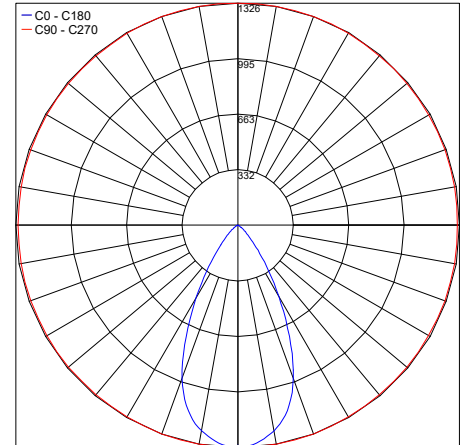
Maximum Candela = 5951.5



PHOTOMETRIC FILENAME : KRILL_4.0_S_14_3000K_9W_250MA.IES

21°x55°

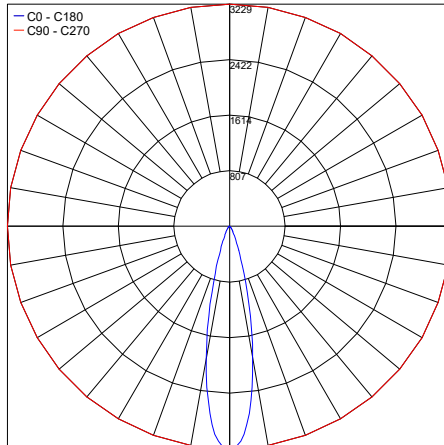
Maximum Candela = 1326.5



PHOTOMETRIC FILENAME : KRILL_4.0_W_21X55_3000K_9W_250MA.IES

23°

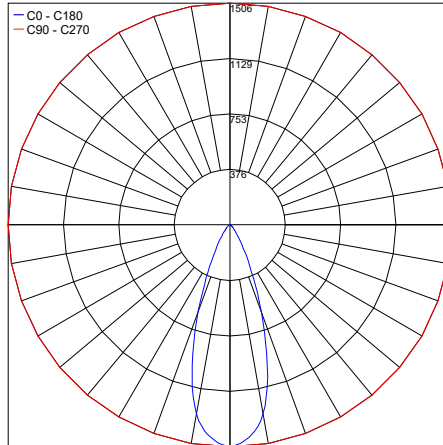
Maximum Candela = 3228.7



PHOTOMETRIC FILENAME : KRILL_4.0_M_23_3000K_9W_250MA.IES

36°

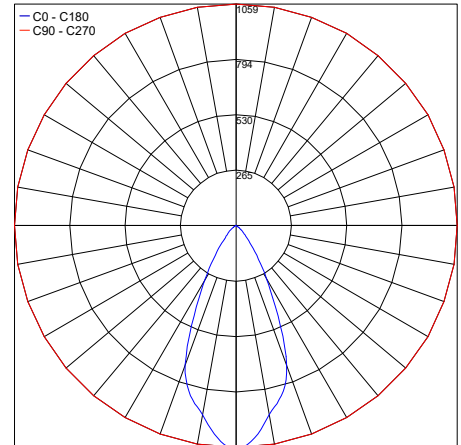
Maximum Candela = 1505.8



PHOTOMETRIC FILENAME : KRILL_4.0_L_36_3000K_9W_250MA.IES

48°

Maximum Candela = 1059.1



PHOTOMETRIC FILENAME : KRILL_4.0_K_48_3000K_9W_250MA.IES

Job Name/Date:

Fixture Type Designation: