

KRILL 4.4

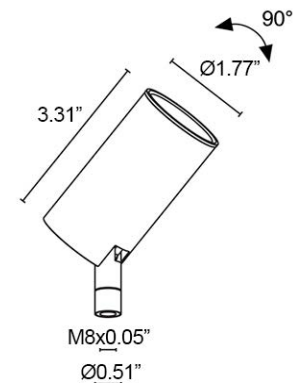
Krill is a small, adjustable zoom, surface mounted floodlight with a pared-down design for indoor applications. The fixture is ideal for inside shop windows and display cabinets in retail and museum environments. Krill can be installed in a variety of ways to easily reach details that need emphasizing with a double-jointed arm that can be adjusted by up to 180°. Krill 4.4 is 1.8" in diameter with 9W power and an optical range of 17°—39° adjustable with a magnet.



TECHNICAL DATA

| | |
|---------------------------|---|
| Wattage / Input | 9W (250mA) |
| Power Supply | Remote, not included. See page 2. |
| Construction | Body: Anticorodal Aluminum Joint: Brass Cable Length: 4.92' |
| CCT | 2700K, 3000K, 4000K |
| CRI | >90 |
| Delivered Lumens | 649 lm (3000K, 17°) |
| Efficacy | 72.1 lm/W (3000K, 17°) |
| Optics | Range 17°—39° (manual zoom) |
| Finishes | 4 Standard, Custom RAL on request (see below) |
| Fixture Dimensions | Ø1.77" x 3.31" h |
| Base Size | Ø0.51" |
| Fixture Weight | 0.66 lbs |
| LED Source | 1 COB LED |
| Lumen Maintenance | L90, B10 >60,000hrs (Ta 25°C) |
| Color Consistency | 2-step MacAdam |
| Operating Temp. | 32°F to +113°F |
| IP Rating | IP40 |

Fixture Dimensions



Required installation accessories, not included. See page 2.

ORDERING INFORMATION

Example: KI442010005R3Y. Power Supplies / Required Accessories ordered separately.

| KI44201000 | | R3 | |
|------------|-------------------------------------|--------------|--|
| Model No. | CCT | Optics | Finish |
| KI44201000 | F - 2700K 5 - 3000K 9 - 4000K | R3 - 17°—39° | E - White N - Black Y - Rose Gold Z - Antique Bronze C - Custom RAL (Consult factory for "C") |

Job Name/Date:

Fixture Type Designation:

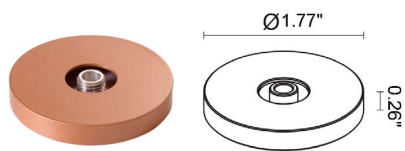
SUGGESTED POWER SUPPLIES

250mA

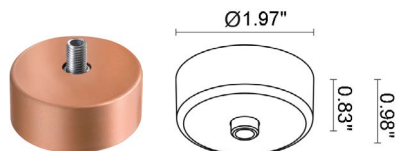
| Part Number | Description | Input/Output | # of Fixtures |
|-----------------------------|--|---|---------------|
| PPLT00466-P | 0-10V Dimming to 1.0% | 120-277VAC to 250mA, 10W, Class 2, DAMP | 1-1 |
| PPLT00290 | Leading/Trailing Edge Dimming to 10% (120V only) | 120-277VAC to 250mA, 16W, Class 2, DAMP | 1-1 |
| PPLT00480-P | 0-10V Dimming to 1.0% | 120-277VAC to 250mA, 30W, Class 2, DAMP | 1-1 |
| PPLT00467-P | 0-10V Dimming to 1.0% | 120-277VAC to 250mA, 50W, Class 2, DAMP | 1-1 |
| PPLT00538-P | 0-10V Dimming to 0.1% (4 channels) | 120-277VAC to 250mA, 100W, Class 2 | 1-4 |

For other power supply options consult factory.

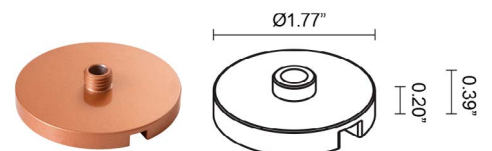
ACCESSORIES - Installation (REQUIRED, NOT INCLUDED)



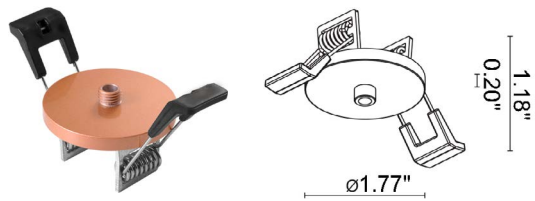
WDA06B - White
WDA06N - Black
WDA06Y - Rose Gold
WDA06Z - Antique Bronze
 Fixing Base



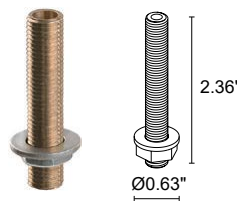
WDA10B - White
WDA10N - Black
WDA10Y - Rose Gold
WDA10Z - Antique Bronze
 Ceiling Rose



WDA07B - White
WDA07N - Black
WDA07Y - Rose Gold
WDA07Z - Antique Bronze
 Magnetic Plate



WGA09B - White
WGA09N - Black
WGA09Y - Rose Gold
WGA098Z - Antique Bronze
 Retaining Spring Clip Ø1.77"



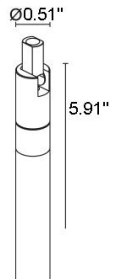

WGA01
 Coupler

MORE ACCESSORIES on Page 3

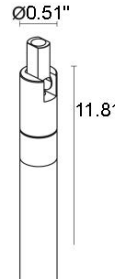
Job Name/Date:

Fixture Type Designation:

ACCESSORIES - Spikes and Arms



WDA08B* - White
WDA08N* - Black
WDA08Y* - Rose Gold
WDA08Z* - Antique Bronze
 Rigid arm - 5.91" height
**order together with the part WDA06_ or with the part WGA01*



WDA09B* - White
WDA09N* - Black
WDA09Y* - Rose Gold
WDA09Z* - Antique Bronze
 Rigid arm - 11.81" height
**order together with the part WDA06_ or with the part WGA01*

ACCESSORIES - Spare Parts



WE0201
 Magnet for adjustable optics and zoom lens

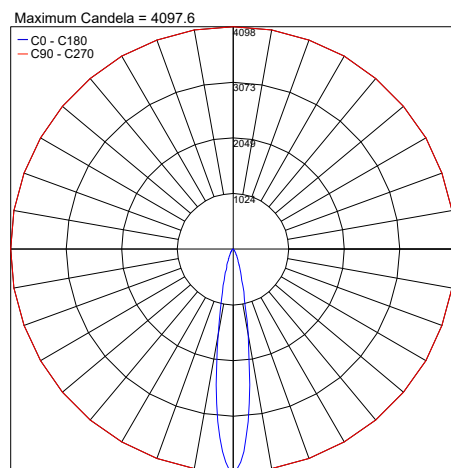
Cables

WF0110
 PVC Cable FROR 2x0.35 3.5mm (0.14")
Your choice of length

PHOTOMETRIC DATA

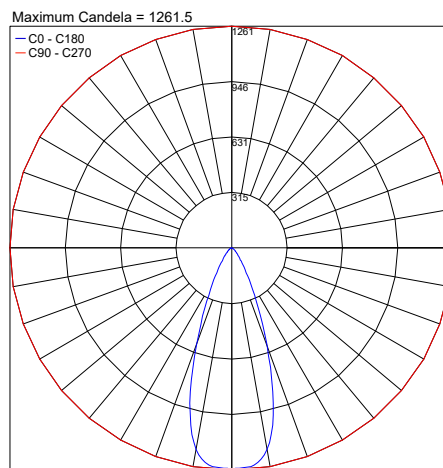
Note all Photometry is 3000K

17°



PHOTOMETRIC FILENAME : KRILL_4.0_R3_ZOOM_S_17_3000K_9W_250MA.IES

39°



PHOTOMETRIC FILENAME : KRILL_4.0_R3_ZOOM_L_39_3000K_9W_250MA.IES

Job Name/Date:

Fixture Type Designation: