

KRILL TRACK 1.0

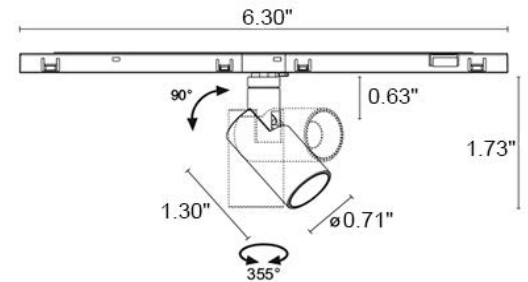
Krill Track is a family of low voltage adjustable track lighting with clean lines and compact dimensions for lighting display cases and alcoves in museums and retail environments. It is available with surface mounted or recessed installation flush with the wall or ceiling. Connection accessories enable continuous ceiling-to-wall or wall-to-wall installation, as well as in straight or right-angled lines. It is available in 4 sizes with multiple optics options and 4 standard finishes. Krill Track 1.0 is the Ø0.7" x 1.3", 2W version with fixed focus.



TECHNICAL DATA

Wattage	2W
Power Supply	Remote 48VDC power supply, not included.
Dimming	DALI-2 (requires a DALI Master Controller) ON/OFF
Construction	Body: Anticorodal Aluminum Joint: Brass Adapter: Polyamide
CCT	2700K, 3000K, 4000K
CRI	>90
Delivered Lumens	51 lm (3000K, 36°)
Efficacy	25.5 lm/W (3000K, 36°)
Optics	23°, 36°, 48°, 26°x40°, 40°x26°
Finishes	Track Head: Antique Bronze, Black, Rose Gold, White, Custom RAL on request Track: Black, White available on request
Fixture Dimensions	6.30" x 1.30" x 2.05"
Track Head Aperture	Ø0.7"
Fixture Weight	0.10 lbs
LED Source	1 High Power LED
Lumen Maintenance	50,000h L90 B10 (Ta 25°C)
Color Consistency	3-Step MacAdam
Operating Temp.	32°F- 95°F
IP Rating	IP40

Fixture Dimensions



ORDERING INFORMATION

Example: **KT10301D00F0MZ**. Power Supplies / Accessories / Track ordered separately.

KT1030				
Model No.	Dimming	CCT	Optic	Finish
KT1030	1D00 - DALI-2 1000 - On/Off	F - 2700K 5 - 3000K 9 - 4000K	0M - 23° 0L - 36° 0J - 48° 0W - 26° x 40° 0X - 40° x 26°	Z - Antique Bronze N - Black Y - Rose Gold B - White

Job Name/Date:

Fixture Type Designation:


SUGGESTED POWER SUPPLIES

48VDC

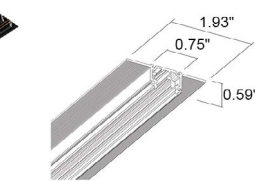
Part Number	Description	Input/Output	# of Fixtures
PPLT00568	Non-Dim	120-277VAC to 48VDC, 36W, Class 2	1-14
PPLT00576	Non-Dim	120-277VAC to 48VDC, 60W, Class 2	1-24
PPLT00577	Non Dim	120-277VAC to 48VDC, 96W, Class 2	1-38

For other power supply options consult factory.


ACCESSORIES - Required for Installation



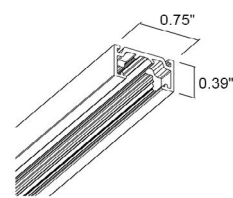
BE0030005
Recessed Track
3.28 inch (1 m)



BE0030004
Recessed Track
6.56 inch (2 m)

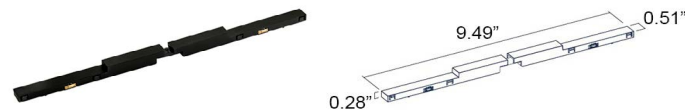


BE0030012
Surface-mounted Track
3.28 inch (1 m)

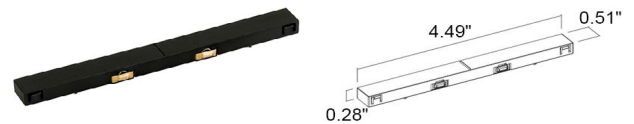


BE0030025
Surface-mounted Track
6.56 inch (2 m)

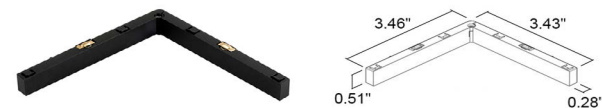
ACCESSORIES - Connectors



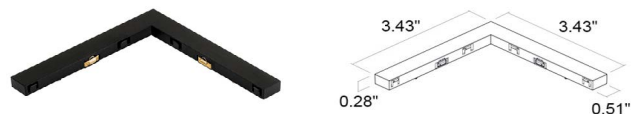
BE0031008
Flexible Connector



BE0030026
Straight Connector

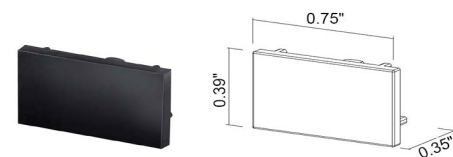


BE0031009
Vertical Connector - Ceiling-Wall



BE003100A
Horizontal Connector

ACCESSORIES - End Caps



BE00310N0
End Cap - Surface-mounted track

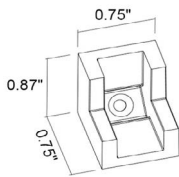


BE0031003
End cap - Recessed track

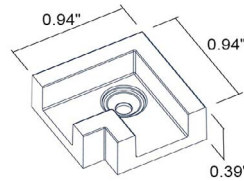
Job Name/Date:

Fixture Type Designation:

ACCESSORIES - Connector Covers

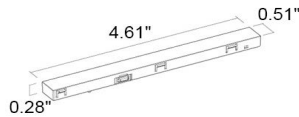


BE0031006
Vertical L-shaped Connector Cover
Surface-mounted track

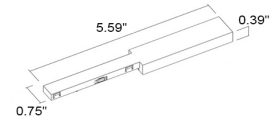


BE0031007
Horizontal L-shaped Connector Cover
Surface-mounted track

ACCESSORIES - Connector Covers

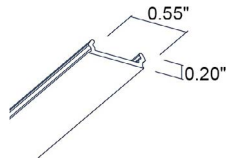


BE003100B
Concealable Power Supply End Cap

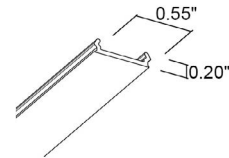


BE003TE20
Power Supply End Cap

ACCESSORIES - Track Covers



BE0032005
Black Cover for Track - Surface-mounted
9.84' (3 m)



BE0032006
Black Cover for Track - Recessed
9.84' (3 m)

Job Name/Date:

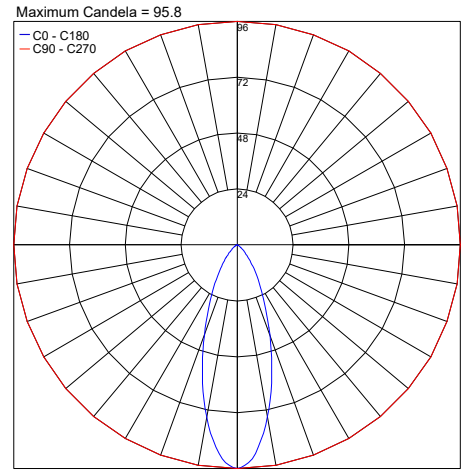
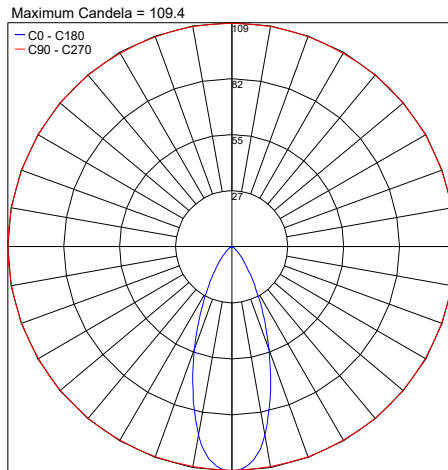
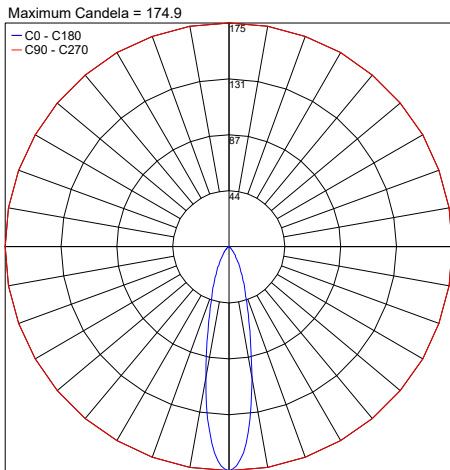
Fixture Type Designation:

PHOTOMETRIC DATA - Note: All photometric data is 3000K

23°

26°x40°

36°



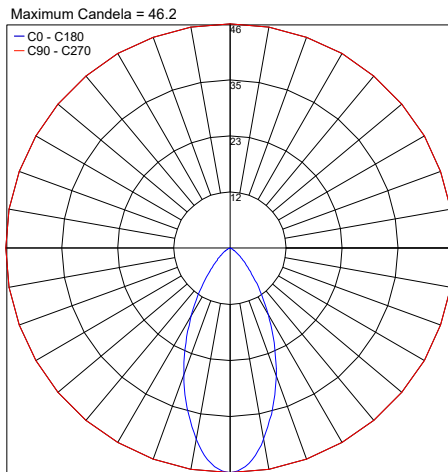
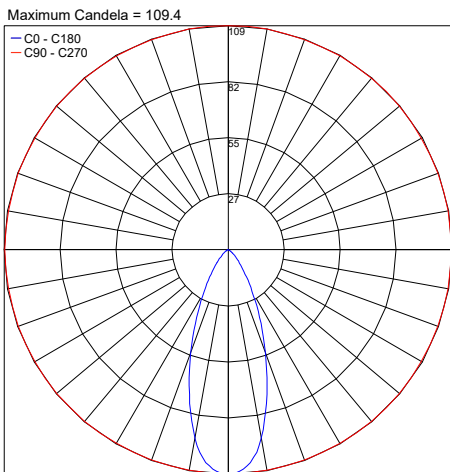
PHOTOMETRIC FILENAME : KRILL_TRACK_1.0_M_23_3000K_2W_48VDC.IES

PHOTOMETRIC FILENAME : KRILL_TRACK_1.0_W_26X40_3000K_2W_48VDC.IES

PHOTOMETRIC FILENAME : KRILL_TRACK_1.0_L_36_3000K_2W_48VDC.IES

40°x26°

48°



PHOTOMETRIC FILENAME : KRILL_TRACK_1.0_X_40X26_3000K_2W_48VDC.IES

PHOTOMETRIC FILENAME : KRILL_TRACK_1.0_J_48_3000K_2W_48VDC.IES

Job Name/Date:

Fixture Type Designation: