

KRILL TRACK 4.5

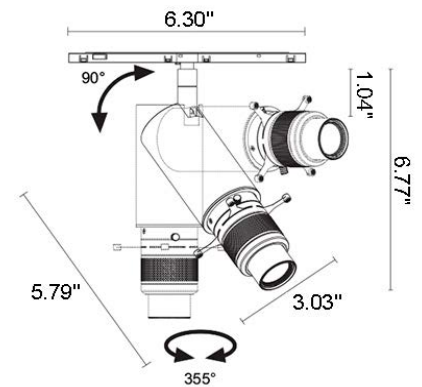
Krill Track is a family of low voltage adjustable track lighting with clean lines and compact dimensions for lighting display cases and alcoves in museums and retail environments. It is available with surface mounted or recessed installation flush with the wall or ceiling. Connection accessories enable continuous ceiling-to-wall or wall-to-wall installation, as well as in straight or right-angled lines. It is available in 4 sizes with multiple optics options and 4 standard finishes. Krill Track 4.5 is Ø3.0" x 5.8" with 10W power with light shaper optics.



TECHNICAL DATA

Wattage	10W
Power Supply	Remote 48VDC power supply, not included.
Dimming	DALI-2 (requires a DALI Master Controller) ON/OFF
Construction	Body: Anticorodal Aluminum Joint: Brass Adapter: Polyamide
CCT	2700K, 3000K, 4000K
CRI	>90
Delivered Lumens	315 lm (3000K, 54°)
Efficacy	31.5 lm/W (3000K, 54°)
Optics	Light Shaper
Finishes	Track Head: Antique Bronze, Black, Rose Gold, White Track: Black, White available on request
Fixture Dimensions	6.30" l x 3.03" w x 5.79" h
Fixture Weight	0.71 lbs
LED Source	1 COB LED
Lumen Maintenance	L90, B10 >60,000hrs (Ta 25°C)
Color Consistency	2-Step MacAdam
Operating Temp.	32°F – +95°F
IP Rating	IP40

Fixture Dimensions



ORDERING INFORMATION

Example: **KT45401D00FR9Z**. Power Supplies / Accessories / Track ordered separately.

KT4540			R9	
Model No.	Dimming	CCT	Optic	Finish
KT4540	1D00 - DALI-2 1000 - On/Off	F - 2700K 5 - 3000K 9 - 4000K	R9 - Light Shaper	Z - Antique Bronze N - Black Y - Rose Gold B - White

Job Name/Date:

Fixture Type Designation:

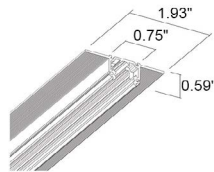
SUGGESTED POWER SUPPLIES

48VDC

Part Number	Description	Input/Output	# of Fixtures
PPLT00568	Non-Dim	120-277VAC to 48VDC, 36W, Class 2	1-2
PPLT00576	Non-Dim	120-277VAC to 48VDC, 60W, Class 2	1-4
PPLT00577	Non Dim	120-277VAC to 48VDC, 96W, Class 2	1-7

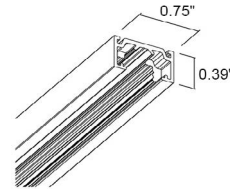
For other power supply options consult factory.

ACCESSORIES - Required for Installation



BE0030005
Recessed Track
3.28' (1 m)

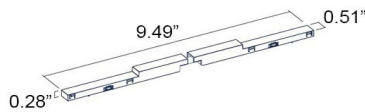
BE0030004
Recessed Track
6.56' (2 m)



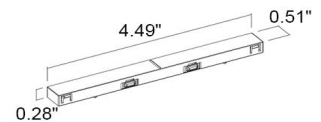
BE0030012
Surface-mounted Track
3.28' (1 m)

BE0030025
Surface-mounted Track
6.56' (2 m)

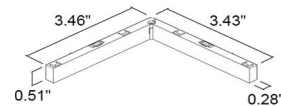
ACCESSORIES - Connectors



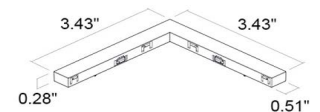
BE0031008
Flexible Connector



BE0030026
Straight Connector

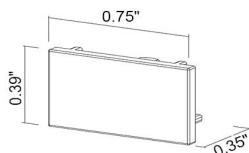


BE0031009
Vertical Connector - Ceiling-Wall

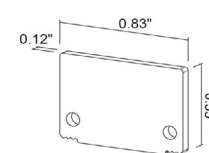


BE003100A
Horizontal Connector

ACCESSORIES - End Caps



BE00310N0
End Cap - Surface-mounted track

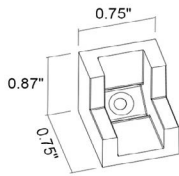


BE0031003
End cap - Recessed track

Job Name/Date:

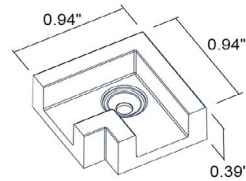
Fixture Type Designation:

ACCESSORIES - Connector Covers



BE0031006

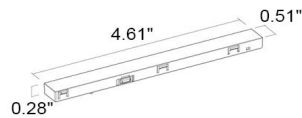
Vertical L-shaped Connector Cover
Surface-mounted track



BE0031007

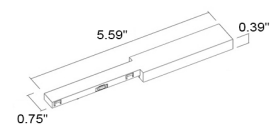
Horizontal L-shaped Connector Cover
Surface-mounted track

ACCESSORIES - Connector Covers



BE003100B

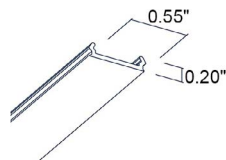
Concealable Power Supply End Cap



BE003TE20

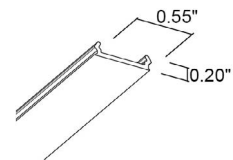
Power Supply End Cap

ACCESSORIES - Track Covers



BE0032005

Black Cover for Track - Surface-mounted
9.84' (3 m)



BE0032006

Black Cover for Track - Recessed
9.84' (3 m)

Job Name/Date:

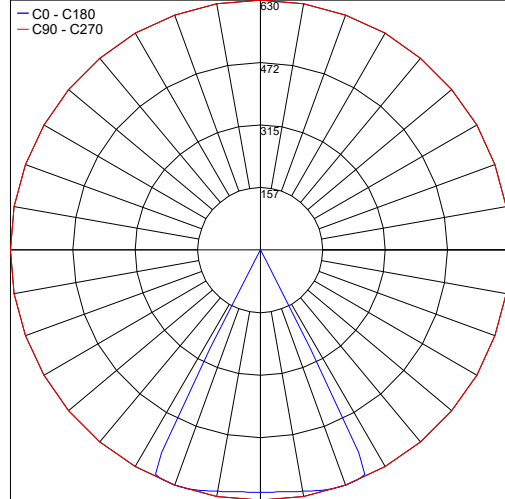
Fixture Type Designation:

PHOTOMETRIC DATA

Note: All photometric data is 3000K

Shaper Circle

Maximum Candela = 629.6



PHOTOMETRIC FILENAME : KRILL_TRACK_4.5_SHAPER_CIRCLE_3000K_10W_48VDC.IES

Job Name/Date:

Fixture Type Designation: