

KRILL

PROJECTORS FOR INDOOR APPLICATIONS



Extreme compactness and a pared-down design make Krill the ideal projector for lighting in small spaces such as display cases and cabinets in the retail and museum sectors. Thanks to its seven different installation accessories, including a magnetic plate, and double-jointed arms that can be adjusted through up to 180°, Krill is a versatile lighting solution that easily reaches the details that need **emphasizing**. In addition to the versions with fixed focus, featuring a wide range of optics that includes two elliptical outputs, Krill is also available with a zoom lens, which allows the angle of the light beam to be adjusted and adapted to changes in the objects on display – and with Light Shaper optics (Krill 4.5), which enable the projection of different light shapes with pin-sharp contours, as well as the use of customized gobos. The LED light sources' high color rendering index of CRI>90 guarantees maximum color fidelity for the objects being lit. The elegance of rose gold and antique bronze finishes, together with white and black, makes the Krill collection perfect for use in exhibitions.

designplan® 

79 Trenton Avenue
Frenchtown, NJ 08825

www.designplan.com

Tel: (908) 996-7710
Fax: (908) 996-7042

KRILL


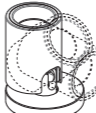
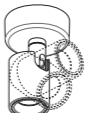


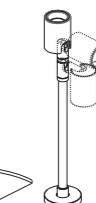

2700K 3000K 4000K



Krill 4.0, 3000K, 9W, 48°, antique bronze, with honeycomb louvre, rigid arm and fixing base.

up to 350mA; up to 700mA
up to 1W; up to 9W
CRI >90
up to 725 lm (3000K, 48°)
Optics
Fixed: 8°, 14°, 16°, 17°, 23°, 25°, 33°, 36°, 42°, 48°
Elliptical: 21°x50°, 21°x55°, 23°x50°, 26°x40°, 40°x26°, 50°x21°, 50°x23°, 55°x21°
Optical range: 9°–70°, 18°–80°, 22°–64°, 17°–40°
Light shaper
IP40

Ø0.71"	Ø0.98"	Ø1.18"	Ø1.77"
			
KRILL 1.0	KRILL 2.0	KRILL 3.0	KRILL 4.0
			
KRILL 1.4	KRILL 2.4	KRILL 3.4	KRILL 4.4
			
			KRILL 4.5

						
Accessories:	Honeycomb louvre	Fixing base	Ceiling rose	Magnetic plate	Retaining spring clip	Rigid arm h 150/300 mm
						Nipple coupler