


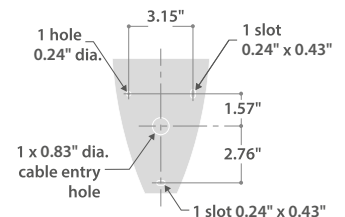
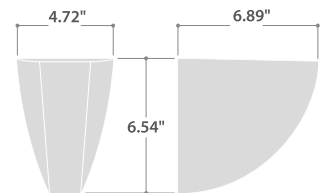
Clara is a range of versatile, high efficiency wall mounted luminaires that offer over 100,000 hours of target life expectancy, along with low energy and maintenance costs perfect for corridors, stairwells, reception areas, meeting rooms, and offices areas. Clara 90 is the smallest member of the family with 10 high powered LEDs mounted onto a special aluminum clad heat sinking circuit board. It is offered in 4000K with a white or silver finish.



TECHNICAL DATA

Wattage / Input	10W (350mA), 20W (700mA)
Power Supply	Remote, not included. See page 2
Construction	Body: White Injection Molded Polycarbonate Lens/Cover: Clear Polycarbonate
CCT	4000K
CRI	>80
Delivered Lumens	1160 lm (10W) 2020 lm (20W)
Efficacy	116 lm/W (10W) 101 lm/W (20W)
Optics	Indirect
Finishes	White (RAL 9016), Silver (RAL 9006)
LED Source	LED PROTECT
Lumen Maintenance	100,000 hrs L90, B10
Fixture Dimensions	6.89" h x 4.72" w x 6.54" deep
Fixture Weight	2.20 lbs
IP Rating	IP40

Fixture Dimensions



ORDERING INFORMATION

Example: CA15851.LF.SV3.US. Power Supplies ordered separately.

	LF	SV3	US
Model No.	Driver - Circuit	Finish	
CA15851 - 10W	LF - Remote	SV3 - Silver	US
CA15852 - 20W			

Job Name/Date:

Fixture Type Designation:

SUGGESTED POWER SUPPLIES

350mA (10W version)

Part Number	Description	Input/Output	# of Fixtures
PPLT00211	Non-Dim	120VAC to 350mA, 10W, Class 2	1-1
PPLT00496	Phase Dim (120V only)	120VAC to 350mA, 12W, Class 2, DAMP	1-1
PPLT00263	Leading / Trailing Edge Dimming to 10% (120V only)	120-277VAC to 350mA, 32W, Class 2	1-1
PPLT00467-P	0-10V Dimming to 1.0%	120-277VAC to 350mA, 50W, Class 2, DAMP	1-1
PPLT00538-P	0-10V Dimming to 0.1% (4 channels)	120-277VAC to 350mA, 100W, Class 2	1-4

Suggested Lutron Compatible - 10W (350mA)

Part Number	Option	Lutron SKU	Dim Range	Description	Input/Output	# of Fixtures
PPLT00516	L3DAE / L3DA3W	L3DA	100%-1%	Hi-Lume™ 1% EcoSystem™ or 1% 3-Wire LED Driver	120-277VAC to 350mA, 13W, Class 2	1-1

SUGGESTED POWER SUPPLIES

700mA (20W version)

Part Number	Description	Input/Output	# of Fixtures
PPLT00465-P	0-10V Dimming to 0.1%	120-277VAC to 700mA, 20W, Class 2, DAMP	1-1
PPLT00663	ELV / TRIAC & 0-10V Dimming	120-277VAC to 700mA, 30W, Class 2	1-1
PPLT00261	Leading / Trailing Edge Dimming to 10% (120V only)	120-277VAC to 700mA, 32W, Class 2	1-1
PPLT00467-P	0-10V Dimming to 1.0%	120-277VAC to 700mA, 50W, Class 2, DAMP	1-1
PPLT00538-P	0-10V Dimming to 0.1% (4 channels)	120-277VAC to 700mA, 100W, Class 2	1-4

Suggested Lutron Compatible - 20W (700mA)

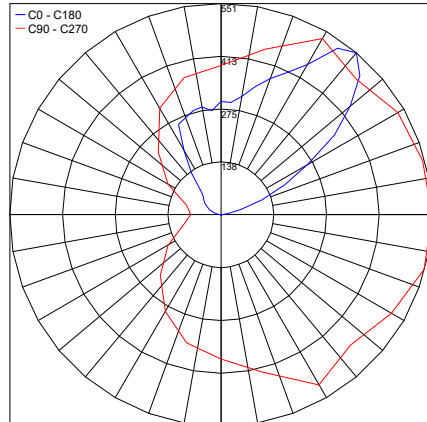
Part Number	Option	Lutron SKU	Dim Range	Description	Input/Output	# of Fixtures
PPLT00517	L3DAE / L3DA3W	L3DA	100%-1%	Hi-Lume™ 1% EcoSystem™ or 1% 3-Wire LED Driver	120-277VAC to 700mA, 27W, Class 2	1-1

For other power supply options consult factory.

PHOTOMETRIC DATA

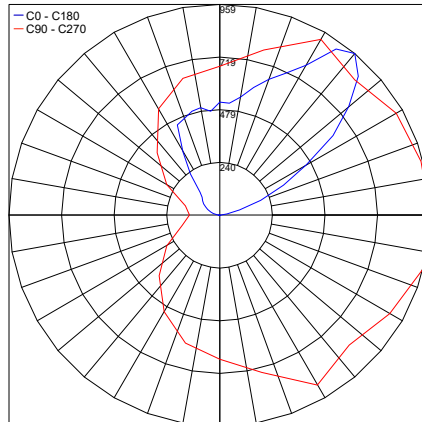
Note all Photometry is 4000K

Maximum Candela = 550.7



PHOTOMETRIC FILENAME : CLARA 90 10W 40K - CA15851.IES

Maximum Candela = 959



PHOTOMETRIC FILENAME : CLARA 90 20W 40K - CA15852.IES

Job Name/Date:

Fixture Type Designation: