

MIDI LINE - Side Light LLTW2

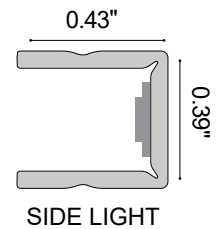
MIDI LINE is an easy to install, bendable LED strip that is IP65/IP68-rated making it ideal for swimming pools or fountains for panel installation in reinforced concrete with tiles or pool liner or indoor/outdoor areas. It is available in Side, Top or Total Light with static white, tunable white or RGB. White PVC outercase and opal resin guarantee protection against UV rays and the corrosive action of salt and sodium hypochlorite. **Not cuttable in the field.**



TECHNICAL DATA

Wattage	12W / 3.28 ft (1 m)
Power Supply	Remote Fountain/Pool Approved 24VDC Power Supply, not included. See page 2.
Construction	Body: Opal Polyurethane Resin
CCT	2900K-5600K (120+120 LED / 3.28')
CRI	85
Delivered Lumens	680 lm / 3.28'
Efficacy	56.7 lm/W
Optics	120°
Fixture Dimensions	0.43" w x 0.39" h x Various Lengths
Bend Radius	3.94" - Horizontal
LED Source	SMD 3014
LED Spacing	120+120 LED per 3.28 ft (1 m), 0.17" between LEDs
Lumen Maintenance	L80, B10>50,000 hrs
Color Consistency	2-3-Step MacAdam
Operating Temp	-22°F to 131°F
IP Rating	IP65, IP68

Fixture Dimensions



NOT CUTTABLE IN THE FIELD

**MUST USE SUITABLE APPROVED
FOUNTAIN & SWIMMING POOL
POWER SUPPLY WHICH
IS REMOTELY MOUNTED**

ORDERING INFORMATION

Example: LLTW2M-24.68.DS.X.US. Power Supplies / Accessories ordered separately.

LLTW2M	-	24	.		.	DS	.		.	US
Model No.		Power		IP Rating		Cable Exit				US
LLTW2M - 120+120 LED / 3.28' (1 m)		24 - 24VDC		65 - IP65 68 - IP68		X - End Feed Y - Side Feed Z - Back Feed				US
<p>NOTE: Available in lengths up to 75 feet. Please specify length when ordering.</p>										

Job Name/Date:

Fixture Type Designation:

SUGGESTED POWER SUPPLIES

24VDC - **TO BE USED WITH FOUNTAIN / SWIMMING POOLS**

Part Number	Description	Input/Output	# of Fixtures
FPV-100000024	Non-Dim	120-277VAC to 24VDC, 100W, Class 2, IP66, NEMA 4X	1-6
FPV-100100024	0-10V Dimming (2 Channels)	120-277VAC to 24VDC, 100W, Class 2, IP66, NEMA 4X	1-12
FPV-100EL0024	DMX / RDM (Field Addressable) / DALI (4 Channels)	120-277VAC to 24VDC, 100W, Class 2, IP66, NEMA 4X	1-4

DRIVERS IN NEMA 4X ENCLOSURE - **FOR INDOOR/OUTDOOR USE ONLY**

Remote 24VDC - ELV / TRIAC / 0-10V



PPLT00715

Part Number	Description	Input/Output	# of Fixtures
PPLT00715	ELV / TRIAC / 0-10V Dimming to 0.1%	120-277VAC to 24VDC, 96W, Class 2, WET/DAMP	1-6

Suggested Lutron Compatible - **FOR INDOOR/OUTDOOR USE ONLY**

Part Number	Option	Lutron SKU	Dim Range	Description	Input/Output	# of Fixtures
PPLT00273	L3DAE / L3DA3W	L3DA	100%-1%	Hi-Lume™ 1% EcoSystem™ or 1% 3-Wire LED Driver	120-277VAC to 24VDC, 40W, Class 2	1-2
PPLT00530	L3DAE / L3DA3W	L3DA	100%-1%	Hi-Lume™ 1% EcoSystem™ or 1% 3-Wire LED Driver	120-277VAC to 24VDC, 96W, Class 2	1-6

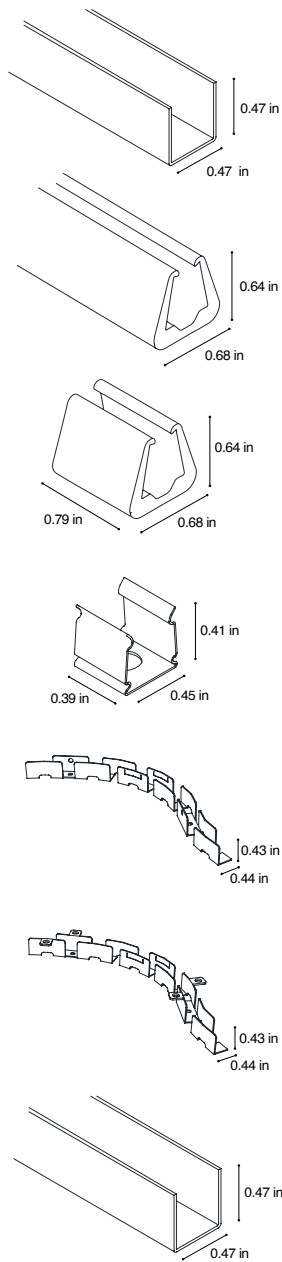
For other power supply options consult factory.

Job Name/Date:

Fixture Type Designation:

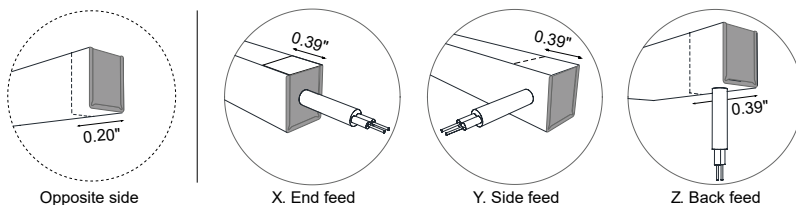
MIDI LINE - Side Light LLTW2

ACCESSORIES - Installation / Mounting



Code	Finishing	Description
PRO-AL-10x11-AL	Aluminum	Rigid guide L max 9.84 ft
OUT-S-10x11.W OUT-S-10x11.F	White Opal	Silicone profile
CLIP-S-10x11.W CLIP-S-10x11.F	White Opal	Silicone clip
CLIP-AC-9.5x6.5-AC	AISI 304 harmonic steel	Steel clip
SNK-AC-10x11-AC	AISI 316 harmonic steel	Flexible profile L max 3.28 ft
SNK2-AC-10x11-AC	AISI 316 harmonic steel	Flexible profile for false ceiling L max 3.28 ft
PRO-AC-10x11-AC	AISI 316 harmonic steel	Rigid guide L max 8.20 ft

POWER CABLE EXIT / AREA WITH REDUCED LIGHT



Job Name/Date:

Fixture Type Designation: