

# MIDI LINE - Side Light LLTW4

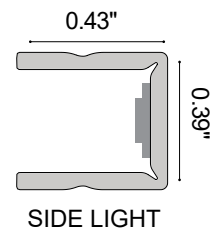
MIDI LINE is an easy to install, horizontal, bendable LED strip that is IP65/ IP68-rated making it ideal for swimming pools or fountains for panel installation in reinforced concrete with tiles or pool liner or indoor/outdoor areas. It is available in Side, Top or Total Light with static white, tunable white or RGB. White PVC outercase and opal resin guarantee protection against UV rays and the corrosive action of salt and sodium hypochlorite. **Not cuttable in the field.**



## TECHNICAL DATA

<b>Wattage</b>	12W / 3.28 ft (1 m)
<b>Power Supply</b>	Remote Fountain/Pool Approved 24VDC Power Supply, not included. See page 2.
<b>Construction</b>	Body: Opal Polyurethane Resin
<b>CCT</b>	2000K-3200K (120+120 LED / 3.28')
<b>CRI</b>	85
<b>Delivered Lumens</b>	680 lm / 3.28'
<b>Efficacy</b>	56.7 lm/W
<b>Optics</b>	120°
<b>Fixture Dimensions</b>	0.43" w x 0.39" h x Various Lengths
<b>LED Source</b>	SMD 3014
<b>LED Spacing</b>	120+120 LED per 3.28 ft (1 m), 0.17" between LEDs
<b>Lumen Maintenance</b>	L80, B10>50,000 hrs
<b>Color Consistency</b>	2-3-Step MacAdam
<b>Operating Temp</b>	-22°F to 131°F
<b>IP Rating</b>	IP65, IP68

Fixture Dimensions



**NOT CUTTABLE IN THE FIELD**

## ORDERING INFORMATION

Example: LLTW4-24.68.DS.US. Power Supplies / Accessories ordered separately.

LLTW4	-	24	.		.	DS	.	US
<b>Model No.</b>		<b>Power</b>		<b>IP Rating</b>				
LLTW4 - 120+120 LED / 3.28' (1 m)		24 - 24VDC		65 - IP65 68 - IP68		DS		US

Job Name/Date:

Fixture Type Designation:

# MIDI LINE - Side Light LLTW4

## SUGGESTED POWER SUPPLIES

24VDC - **TO BE USED WITH FOUNTAIN / SWIMMING POOLS**

Part Number	Description	Input/Output	# of Fixtures
<a href="#">FPV-100000024</a>	Non-Dim	120-277VAC to 24VDC, 100W, Class 2, NEMA 4	1-6
<a href="#">FPV-100100024</a>	0-10V Dimming (2 Channels)	120-277VAC to 24VDC, 100W, Class 2, NEMA 4	1-12
<a href="#">FPV-100EL0024</a>	DMX / RDM (Field Addressable) / DALI (4 Channels)	120-277VAC to 24VDC, 100W, Class 2, NEMA 4	1-4

## SUGGESTED POWER SUPPLIES

24VDC - **TO BE USE FOR INDOOR/OUTDOOR USE - NOT** Fountain / Swimming Pool

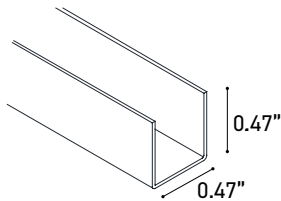
Part Number	Description	Input/Output	# of Fixtures
<a href="#">PPLT00690</a>	ELV / TRIAC & 0-10V Dimming	120-277VAC to 24VDC, 40W, Class 2, IP67	1-2
<a href="#">PPLT00543</a>	0-10V Dimming to 15% (-40°C / -40°F cold weather start)	120-277VAC to 24VDC, 100W, Class 2	1-6

Suggested Lutron Compatible - **FOR INDOOR/OUTDOOR USE ONLY**

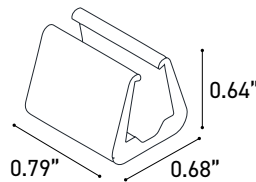
Part Number	Option	Lutron SKU	Dim Range	Description	Input/Output	# of Fixtures
<a href="#">PPLT00273</a>	L3DAE / L3DA3W	L3DA	100%-1%	Hi-Lume™ 1% EcoSystem™ or 1% 3-Wire LED Driver	120-277VAC to 24VDC, 40W, Class 2	1-2
<a href="#">PPLT00530</a>	L3DAE / L3DA3W	L3DA	100%-1%	Hi-Lume™ 1% EcoSystem™ or 1% 3-Wire LED Driver	120-277VAC to 24VDC, 96W, Class 2	1-6

For other power supply options consult factory.

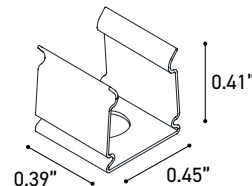
## ACCESSORIES - Installation



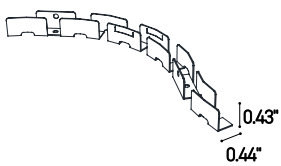
**PRO-AL-10x11-AL**  
Rigid Aluminum Outercase  
L=9.84'




**CLIP-S-8x9.5.F/W**  
Silicone Clip



**CLIP-AC-9.5x6.5-AC**  
Harmonic Steel Clip



**SNK-AC-10x11-AC**  
Flexible Steel Profile  
L=3.28'

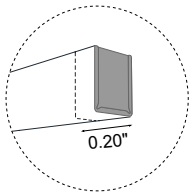


**SNK2-AC-10x11-AC**  
Flexible Steel Profile for  
Plasterboard L = 3.28'

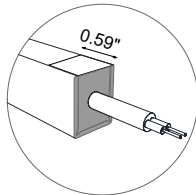
Job Name/Date:

Fixture Type Designation:

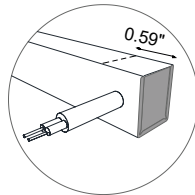
## POWER CABLE EXIT/AREA WITH REDUCED LIGHT



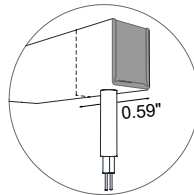
Opposite side



X. End feed



Y. Side feed



Z. Back feed

Job Name/Date:

Fixture Type Designation: