


MIDI LINE - Top Light LL10

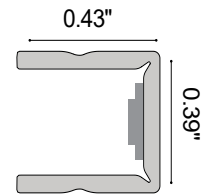
MIDI LINE is an easy to install, horizontal, bendable LED strip that is IP65/ IP68-rated making it ideal for swimming pools or fountains for panel installation in reinforced concrete with tiles or pool liner or indoor/outdoor areas. It is available in Side, Top or Total Light with static white, tunable white or RGB. White PVC outercase and opal resin guarantee protection against UV rays and the corrosive action of salt and sodium hypochlorite. **Not cuttable in the field.**



TECHNICAL DATA

Wattage	11W / 3.28 ft (1 m)	
Power Supply	Remote Fountain/Pool Approved 24VDC Power Supply, not included. See page 2.	
Construction	Body: Opal Polyurethane Resin	
CCT	2700K, 3050K, 4250K, 5100K (204 LED / 3.28') Warm White on request: 2000K, 2400K, 2700K	
CRI	85	
Delivered Lumens	345 lm / 3.28' (2700K) 420 lm / 3.28' (3050K)	395 lm / 3.28' (4250K) 375 lm / 3.28' (5100K)
Efficacy	31.4 lm/W (2700K) 38. lm/W (3050K)	35.9 lm/W (4650K) 34.1 lm/W (5600K)
Optics	120°	
Fixture Dimensions	0.43" w x 0.39" h x Various Lengths	
LED Source	SMD 3014	
LED Spacing	204 LED per 3.28 ft (1 m), 0.20" between LEDs	
Lumen Maintenance	L80, B10>50,000 hrs	
Color Consistency	2-3-Step MacAdam	
Operating Temp	-22°F to 131°F	
IP Rating	IP65, IP68	

Fixture Dimensions



TOP LIGHT

NOT CUTTABLE IN THE FIELD

ORDERING INFORMATION

Example: LL10-N.24.68.MD.US. Power Supplies / Accessories ordered separately.

LL10	-		.	24	.		.	MD	.	US
Model No.	CCT		Power	IP Rating						
LL10 - 204 LED / 3.28' (1 m)	V - 2700K	Warm White	24 - 24VDC	65 - IP65	MD					US
	W - 3050K	On Request		68 - IP68						
	N - 4250K	V8 - 2000K								
	C - 5100K	V2 - 2400K								
		V5 - 2700K								

Job Name/Date:

Fixture Type Designation:

SUGGESTED POWER SUPPLIES

24VDC - **TO BE USED WITH FOUNTAIN / SWIMMING POOLS**

Part Number	Description	Input/Output	# of Fixtures
FPV-100110024	ELV / TRIAC & 0-10V Dimming (100 to 0%)	120-277VAC to 24VDC, 100W, Class 2, NEMA 4	1-6
FPV-100000024	Non-Dim	120-277VAC to 24VDC, 100W, Class 2, NEMA 4	1-7
FPV-100100024	0-10V Dimming (2 Channels)	120-277VAC to 24VDC, 100W, Class 2, NEMA 4	1-7

SUGGESTED POWER SUPPLIES

24VDC - **TO BE USE FOR INDOOR/OUTDOOR USE - NOT Fountain / Swimming Pool**

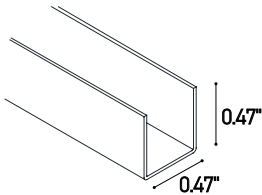
Part Number	Description	Input/Output	# of Fixtures
PPLT00690	ELV / TRIAC & 0-10V Dimming	120-277VAC to 24VDC, 40W, Class 2, IP67	1-2
PPLT00543	0-10V Dimming to 15% (-40°C / -40°F cold weather start)	120-277VAC to 24VDC, 100W, Class 2	1-7

Suggested Lutron Compatible - **FOR INDOOR/OUTDOOR USE ONLY**

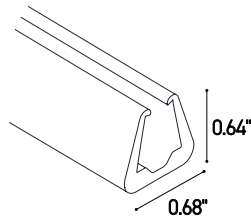
Part Number	Option	Lutron SKU	Dim Range	Description	Input/Output	# of Fixtures
PPLT00273	L3DAE / L3DA3W	L3DA	100%-1%	Hi-Lume™ 1% EcoSystem™ or 1% 3-Wire LED Driver	120-277VAC to 24VDC, 40W, Class 2	1-2
PPLT00530	L3DAE / L3DA3W	L3DA	100%-1%	Hi-Lume™ 1% EcoSystem™ or 1% 3-Wire LED Driver	120-277VAC to 24VDC, 96W, Class 2	1-6

For other power supply options consult factory.

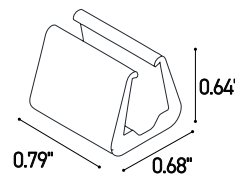
ACCESSORIES - Installation



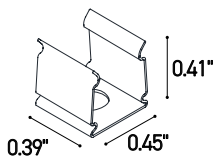
PRO-AL-10x11-AL
Rigid Aluminum Outercase
L=9.84'



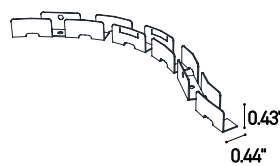
OUT-S-10x11.F/W
Flexible Silicone Outercase
L=16.40'




CLIP-S-10x11.F/W
Silicone Clip



CLIP-AC-9.5x6.5-AC
Harmonic Steel Clip



SNK-AC-10x11-AC
Flexible Steel Profile
L=3.28'

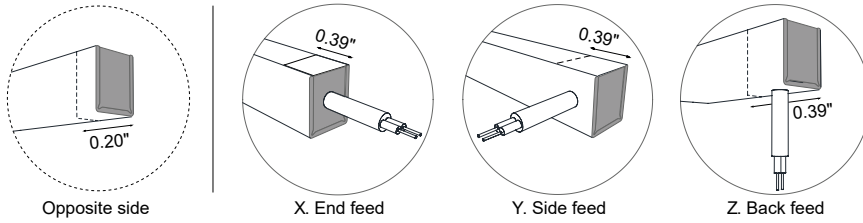


SNK2-AC-10x11-AC
Flexible Steel Profile for
Plasterboard L = 3.28'

Job Name/Date:

Fixture Type Designation:

POWER CABLE EXIT/AREA WITH REDUCED LIGHT



CONNECTORS



THB.381.A2A.R
 Micro plug and socket connector.
 2PIN. male+female.
 IP68. Ø0.55" x 3.54".
 Compatible for all models except RGB,
 RGBW and Tunable white.



THB.387.A4A.L.R
 Micro plug and socket connector.
 4PIN. male+female.
 IP68. Ø0.91" x 4.45".
 Compatible for all models except RGBW.



THB.391.A4A.L.R
 Mini In-line circular joint connector.
 4PIN. male+female.
 IP68. Ø0.91" x 3.74".
 Compatible for all models except RGBW.



THB.402.D4A.R
 Connector type "T". 4PIN.
 IP68. Ø1.26" x 3.58" x 4.76".
 Compatible for all models except RGBW.



THB.209.A4A
 Junction box type "H". 4PIN.
 IP68. 4.25" x 2.56" x 1.10".
 Compatible for all models except RGBW.



THB.399.D4E
 Connector type "Y". 4PIN.
 IP68. Ø1.26" x 2.48" x 7.09".
 Compatible for all models except RGBW.



THB.392.A4A
 Connector type "H". 4PIN.
 IP68. Ø1.10" x 2.13" x 3.15".
 Compatible for all models except RGBW.



THB.390.C1A
 Connector type "T". 3PIN.
 IP68. Ø1.26" x 3.62" x 2.87".
 Compatible for all models except RGB and RGBW.

Job Name/Date:

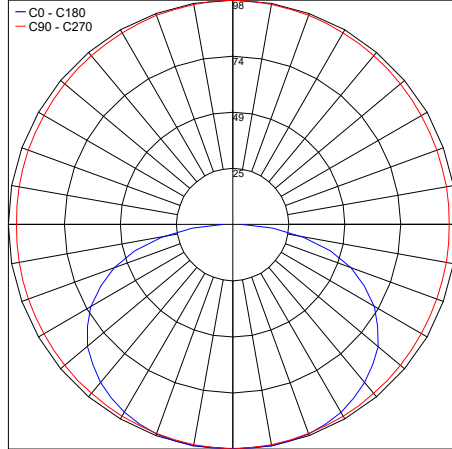
Fixture Type Designation:

MIDI LINE - Top Light LL10

PHOTOMETRIC DATA

2700K

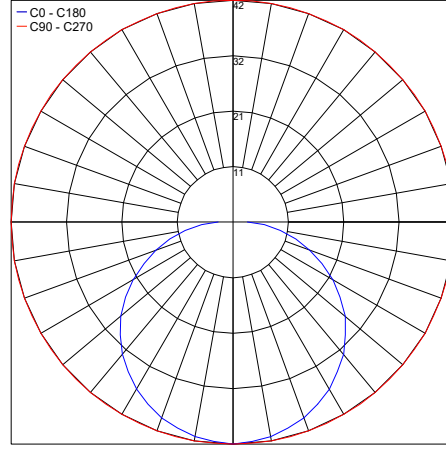
Maximum Candela = 98.4



PHOTOMETRIC FILENAME : MIDI LINE TOP LIGHT LL10 2700K - LL10.SVF24-6568.MD.IES

2700K-2

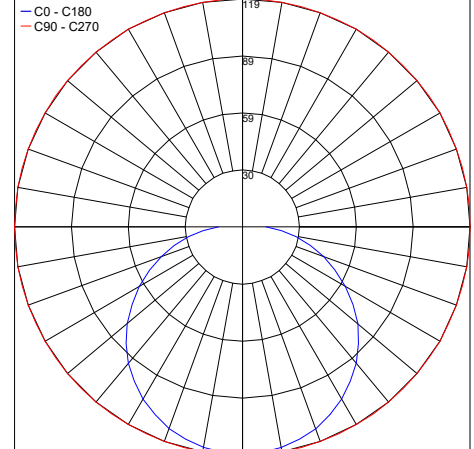
Maximum Candela = 42.0



PHOTOMETRIC FILENAME : MIDI LINE TOP LIGHT LL10 2700K-2 - LL10.SVF24-2-6568.MD.IES

3050K

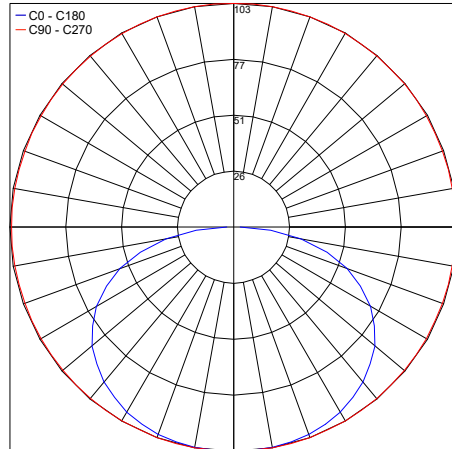
Maximum Candela = 119.0



PHOTOMETRIC FILENAME : MIDI LINE TOP LIGHT LL10 3000K - LL10-W24.6568.MD.IES

4250K

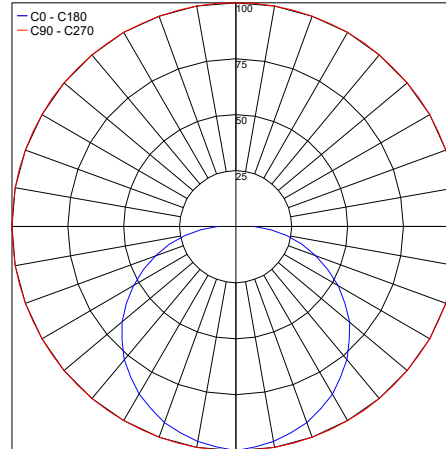
Maximum Candela = 103.0



PHOTOMETRIC FILENAME : MIDI LINE TOP LIGHT LL10 4000K - LL10.SNF24-6568.MD.IES

5100K

Maximum Candela = 99.7



PHOTOMETRIC FILENAME : MIDI LINE TOP LIGHT LL10 5000K - LL10.SCF24-6568.MD.IES

Job Name/Date:

Fixture Type Designation: