


# MIDI LINE - Top Light LL9

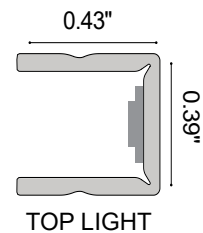
MIDI LINE is an easy to install, horizontal, bendable LED strip that is IP65/ IP68-rated making it ideal for swimming pools or fountains for panel installation in reinforced concrete with tiles or pool liner or indoor/outdoor areas. It is available in Side, Top or Total Light with static white, tunable white or RGB. White PVC outercase and opal resin guarantee protection against UV rays and the corrosive action of salt and sodium hypochlorite. **Not cuttable in the field.**



## TECHNICAL DATA

<b>Wattage</b>	8W / 3.28 ft (1 m)	
<b>Power Supply</b>	Remote Fountain/Pool Approved 24VDC Power Supply, not included. See page 2.	
<b>Construction</b>	Body: Opal Polyurethane Resin	
<b>CCT</b>	2700K, 3000K, 4000K, 5300K (204 LED / 3.28') Warm White on request: 2000K, 2400K, 2700K	
<b>CRI</b>	85	
<b>Delivered Lumens</b>	265 lm / 3.28' (2700K) 270 lm / 3.28' (3000K)	245 lm / 3.28' (4000K) 275 lm / 3.28' (5300K)
<b>Efficacy</b>	33.1 lm/W (2700K) 33.8 lm/W (3000K)	30.6 lm/W (4000K) 34.4 lm/W (5300K)
<b>Optics</b>	120°	
<b>Fixture Dimensions</b>	0.43" w x 0.39" h x Various Lengths	
<b>LED Source</b>	SMD 3014	
<b>LED Spacing</b>	204 LED per 3.28 ft (1 m), 0.20" between LEDs	
<b>Lumen Maintenance</b>	L80, B10>50,000 hrs	
<b>Color Consistency</b>	2-3-Step MacAdam	
<b>Operating Temp</b>	-22°F to 131°F	
<b>IP Rating</b>	IP65, IP68	

Fixture Dimensions



**NOT CUTTABLE IN THE FIELD**

## ORDERING INFORMATION

Example: LL9-N.24.68.MD.US. Power Supplies / Accessories ordered separately.

LL9	-		.	24	.		.	MD	.	US
Model No.	CCT		Power	IP Rating						
LL9 - 204 LED / 3.28' (1 m)	V - 2700K	Warm White	24 - 24VDC	65 - IP65	MD					US
	W - 3000K	On Request		68 - IP68						
	N - 4000K	V8 - 2000K								
	C - 5300K	V2 - 2400K								
		V5 - 2700K								

Job Name/Date:

Fixture Type Designation:

## SUGGESTED POWER SUPPLIES

24VDC - **TO BE USED WITH FOUNTAIN / SWIMMING POOLS**

Part Number	Description	Input/Output	# of Fixtures
<a href="#">FPV-100110024</a>	ELV / TRIAC & 0-10V Dimming (100 to 0%)	120-277VAC to 24VDC, 100W, Class 2, NEMA 4	1-9
<a href="#">FPV-100000024</a>	Non-Dim	120-277VAC to 24VDC, 100W, Class 2, NEMA 4	1-10
<a href="#">FPV-100100024</a>	0-10V Dimming (2 Channels)	120-277VAC to 24VDC, 100W, Class 2, NEMA 4	1-10

## SUGGESTED POWER SUPPLIES

24VDC - **TO BE USE FOR INDOOR/OUTDOOR USE - NOT** Fountain / Swimming Pool

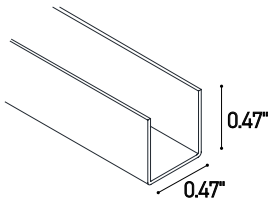
Part Number	Description	Input/Output	# of Fixtures
<a href="#">PPLT00690</a>	ELV / TRIAC & 0-10V Dimming	120-277VAC to 24VDC, 40W, Class 2, IP67	1-4
<a href="#">PPLT00543</a>	0-10V Dimming to 15% (-40°C / -40°F cold weather start)	120-277VAC to 24VDC, 100W, Class 2	1-10

Suggested Lutron Compatible - **FOR INDOOR/OUTDOOR USE ONLY**

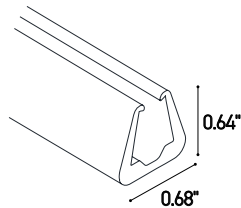
Part Number	Option	Lutron SKU	Dim Range	Description	Input/Output	# of Fixtures
<a href="#">PPLT00273</a>	L3DAE / L3DA3W	L3DA	100%-1%	Hi-Lume™ 1% EcoSystem™ or 1% 3-Wire LED Driver	120-277VAC to 24VDC, 40W, Class 2	1-4
<a href="#">PPLT00530</a>	L3DAE / L3DA3W	L3DA	100%-1%	Hi-Lume™ 1% EcoSystem™ or 1% 3-Wire LED Driver	120-277VAC to 24VDC, 96W, Class 2	1-9

For other power supply options consult factory.

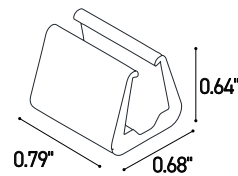
## ACCESSORIES - Installation



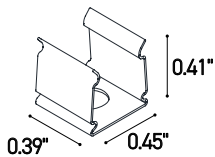
**PRO-AL-10x11-AL**  
Rigid Aluminum Outercase  
L=9.84'



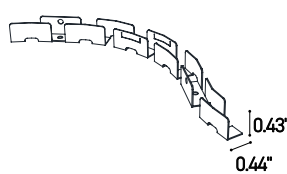
**OUT-S-10x11.F/W**  
Flexible Silicone Outercase  
L=16.40'




**CLIP-S-10x11.F/W**  
Silicone Clip



**CLIP-AC-9.5x6.5-AC**  
Harmonic Steel Clip



**SNK-AC-10x11-AC**  
Flexible Steel Profile  
L=3.28'

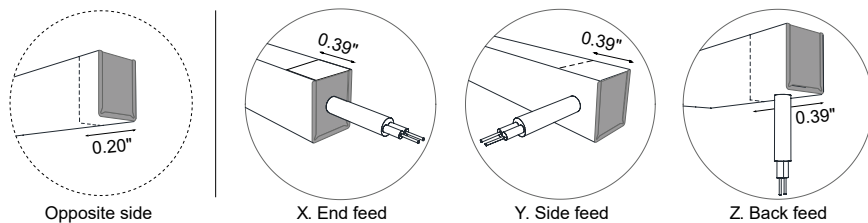


**SNK2-AC-10x11-AC**  
Flexible Steel Profile for  
Plasterboard L = 3.28'

Job Name/Date:

Fixture Type Designation:

## POWER CABLE EXIT/AREA WITH REDUCED LIGHT



## CONNECTORS



**THB.381.A2A.R**  
 Micro plug and socket connector.  
 2PIN. male+female.  
 IP68. Ø0.55" x 3.54".  
 Compatible for all models except RGB,  
 RGBW and Tunable white.



**THB.387.A4A.L.R**  
 Micro plug and socket connector.  
 4PIN. male+female.  
 IP68. Ø0.91" x 4.45".  
 Compatible for all models except RGBW.



**THB.391.A4A.L.R**  
 Mini In-line circular joint connector.  
 4PIN. male+female.  
 IP68. Ø0.91" x 3.74".  
 Compatible for all models except RGBW.



**THB.402.D4A.R**  
 Connector type "T". 4PIN.  
 IP68. Ø1.26" x 3.58" x 4.76".  
 Compatible for all models except RGBW.



**THB.209.A4A**  
 Junction box type "H". 4PIN.  
 IP68. 4.25" x 2.56" x 1.10".  
 Compatible for all models except RGBW.



**THB.399.D4E**  
 Connector type "Y". 4PIN.  
 IP68. Ø1.26" x 2.48" x 7.09".  
 Compatible for all models except RGBW.



**THB.392.A4A**  
 Connector type "H". 4PIN.  
 IP68. Ø1.10" x 2.13" x 3.15".  
 Compatible for all models except RGBW.



**THB.390.C1A**  
 Connector type "T". 3PIN.  
 IP68. Ø1.26" x 3.62" x 2.87".  
 Compatible for all models except RGB and RGBW.

Job Name/Date:

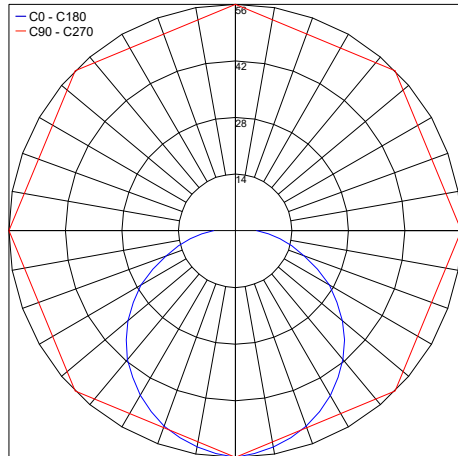
Fixture Type Designation:

# MIDI LINE - Top Light LL9

## PHOTOMETRIC DATA

### 2000K

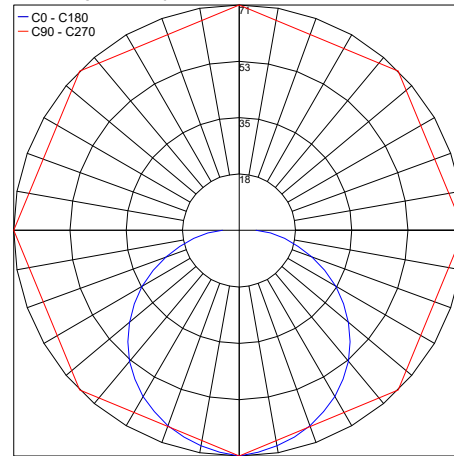
Maximum Candela = 56.3



PHOTOMETRIC FILENAME : MIDI LINE TOP LIGHT LL9 2000K - LL9-V8.2448.6568.MD.IES

### 2400K

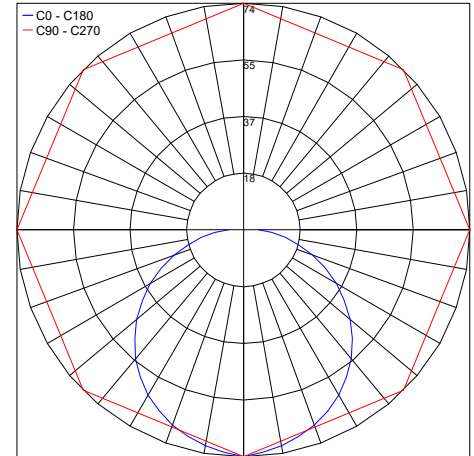
Maximum Candela = 70.7



PHOTOMETRIC FILENAME : MIDI LINE TOP LIGHT LL9 2400K - LL9-V2.2448.6568.MD.IES

### 2700K

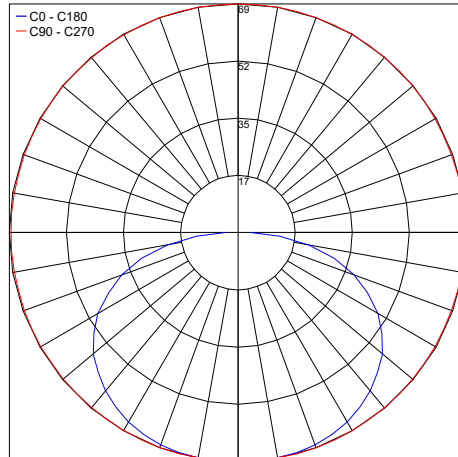
Maximum Candela = 73.96



PHOTOMETRIC FILENAME : MIDI LINE TOP LIGHT LL9 2700K - LL9-V5.2448.6568.MD.IES

### 3000K

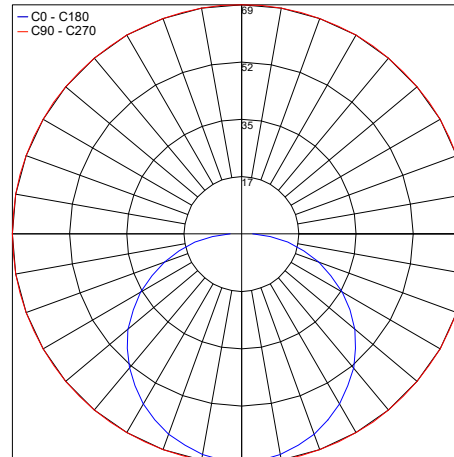
Maximum Candela = 69.2



PHOTOMETRIC FILENAME : MIDI LINE TOP LIGHT LL9 3000K - LL9.SWF24-6568.MD.IES

### 4000K

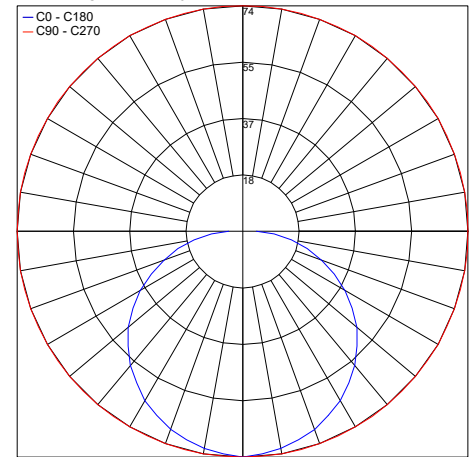
Maximum Candela = 69.1



PHOTOMETRIC FILENAME : MIDI LINE TOP LIGHT LL9 4000K - LL9.SNF24-6568.MD.IES

### 5300K

Maximum Candela = 74.0



PHOTOMETRIC FILENAME : MIDI LINE TOP LIGHT LL9 5300K - LL9.SCF24-6568.MD.IES

Job Name/Date:

Fixture Type Designation: