

MIDI LINE - Top Light LL9

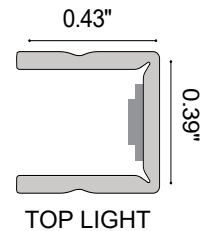
MIDI LINE is an easy to install, bendable LED strip that is IP65/IP68-rated making it ideal for swimming pools or fountains for panel installation in reinforced concrete with tiles or pool liner or indoor/outdoor areas. It is available in Side, Top or Total Light with static white, tunable white or RGB. White PVC outercase and opal resin guarantee protection against UV rays and the corrosive action of salt and sodium hypochlorite. **Not cuttable in the field.**



TECHNICAL DATA

Wattage	8W / 3.28 ft (1 m)	
Power Supply	Remote Fountain/Pool Approved 24VDC Power Supply, not included. See page 2.	
Construction	Body: Opal Polyurethane Resin	
CCT	2700K, 3000K, 4000K, 5300K (204 LED / 3.28') Warm White on request: 2000K, 2400K, 2700K	
CRI	85	
Delivered Lumens	265 lm / 3.28' (2700K) 270 lm / 3.28' (3000K)	245 lm / 3.28' (4000K) 275 lm / 3.28' (5300K)
Efficacy	33.1 lm/W (2700K) 33.8 lm/W (3000K)	30.6 lm/W (4000K) 34.4 lm/W (5300K)
Optics	120°	
Fixture Dimensions	0.43" w x 0.39" h x Various Lengths	
Bend Radius	3.94" - Vertical	
LED Source	SMD 3014	
LED Spacing	204 LED per 3.28 ft (1 m), 0.20" between LEDs	
Lumen Maintenance	L80, B10>50,000 hrs	
Color Consistency	2-3-Step MacAdam	
Operating Temp	-22°F to 131°F	
IP Rating	IP65, IP68	

Fixture Dimensions



NOT CUTTABLE IN THE FIELD

MUST USE SUITABLE APPROVED FOUNTAIN & SWIMMING POOL POWER SUPPLY WHICH IS REMOTELY MOUNTED

ORDERING INFORMATION

Example: LL9M-N.24.68.MD.X.US. Power Supplies / Accessories ordered separately.

LL9M	-		.	24	.		.	MD	.		.	US
Model No.	CCT	Power	IP Rating	Cable Exit								
LL9M - 204 LED / 3.28' (1 m)	V - 2700K W - 3000K N - 4000K C - 5300K	24 - 24VDC	65 - IP65 68 - IP68	MD - Top Light	X - End Feed Y - Side Feed Z - Back Feed							
<p>NOTE: Available in lengths up to 75 feet. Please specify length when ordering.</p>		Warm White On Request	V8 - 2000K V2 - 2400K V5 - 2700K									

Job Name/Date:

Fixture Type Designation:

SUGGESTED POWER SUPPLIES

24VDC - TO BE USED WITH FOUNTAIN / SWIMMING POOLS

Part Number	Description	Input/Output	# of Fixtures
FPV-100110024	ELV / TRIAC & 0-10V Dimming (100 to 0%)	120-277VAC to 24VDC, 100W, Class 2, IP66, NEMA 4X	1-9
FPV-100000024	Non-Dim	120-277VAC to 24VDC, 100W, Class 2, IP66, NEMA 4X	1-10
FPV-100100024	0-10V Dimming (2 Channels)	120-277VAC to 24VDC, 100W, Class 2, IP66, NEMA 4X	1-10

DRIVERS IN NEMA 4X ENCLOSURE - FOR INDOOR/OUTDOOR USE ONLY

Remote 24VDC - ELV / TRIAC / 0-10V



PPLT00715

Part Number	Description	Input/Output	# of Fixtures
PPLT00715	ELV / TRIAC / 0-10V Dimming to 0.1%	120-277VAC to 24VDC, 96W, Class 2, WET/DAMP	1-9

Suggested Lutron Compatible - FOR INDOOR/OUTDOOR USE ONLY

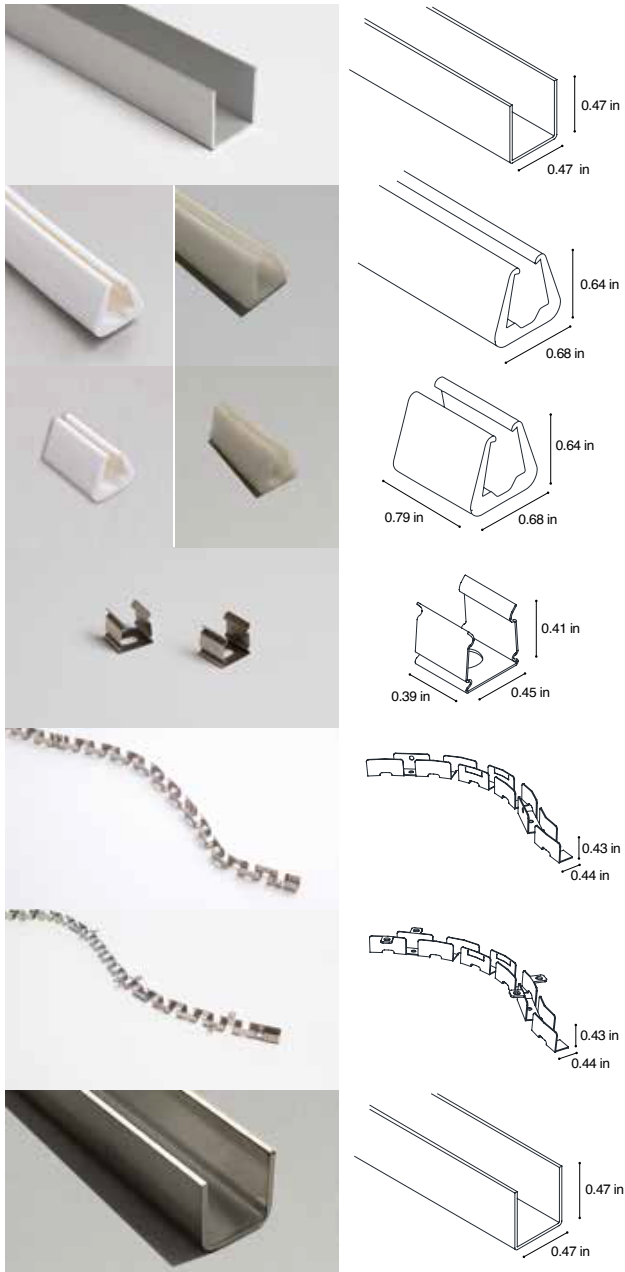
Part Number	Option	Lutron SKU	Dim Range	Description	Input/Output	# of Fixtures
PPLT00273	L3DAE / L3DA3W	L3DA	100%-1%	Hi-Lume™ 1% EcoSystem™ or 1% 3-Wire LED Driver	120-277VAC to 24VDC, 40W, Class 2	1-4
PPLT00530	L3DAE / L3DA3W	L3DA	100%-1%	Hi-Lume™ 1% EcoSystem™ or 1% 3-Wire LED Driver	120-277VAC to 24VDC, 96W, Class 2	1-9

For other power supply options consult factory.

Job Name/Date:

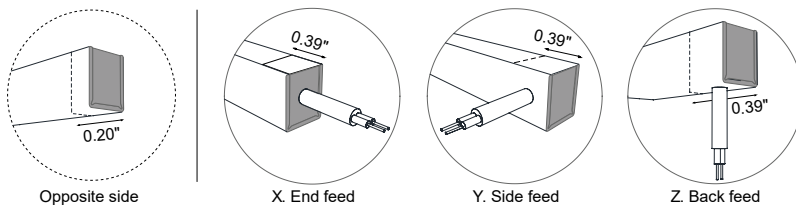
Fixture Type Designation:

ACCESSORIES - Installation / Mounting



Code	Finishing	Description
PRO-AL-10x11-AL	Aluminum	Rigid guide L max 9.84 ft
OUT-S-10x11.W OUT-S-10x11.F	White Opal	Silicone profile
CLIP-S-10x11.W CLIP-S-10x11.F	White Opal	Silicone clip
CLIP-AC-9.5x6.5-AC	AISI 304 harmonic steel	Steel clip
SNK-AC-10x11-AC	AISI 316 harmonic steel	Flexible profile L max 3.28 ft
SNK2-AC-10x11-AC	AISI 316 harmonic steel	Flexible profile for false ceiling L max 3.28 ft
PRO-AC-10x11-AC	AISI 316 harmonic steel	Rigid guide L max 8.20 ft

POWER CABLE EXIT / AREA WITH REDUCED LIGHT



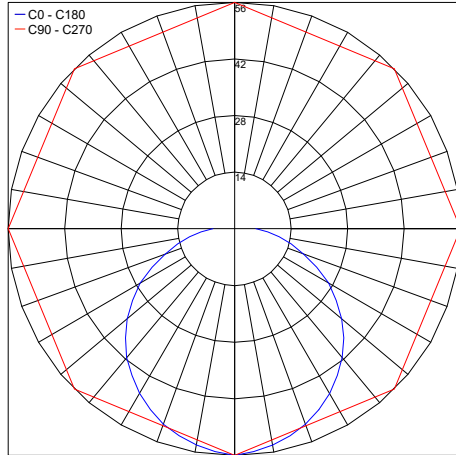
Job Name/Date:

Fixture Type Designation:

PHOTOMETRIC DATA

2000K

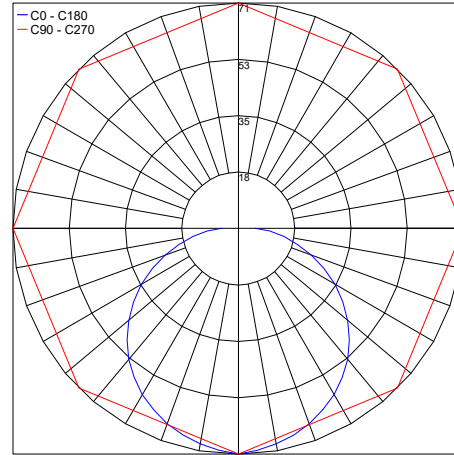
Maximum Candela = 56.3



PHOTOMETRIC FILENAME : MIDI LINE TOP LIGHT LL9 2000K - LL9-V5.2448.6568.MD.IES

2400K

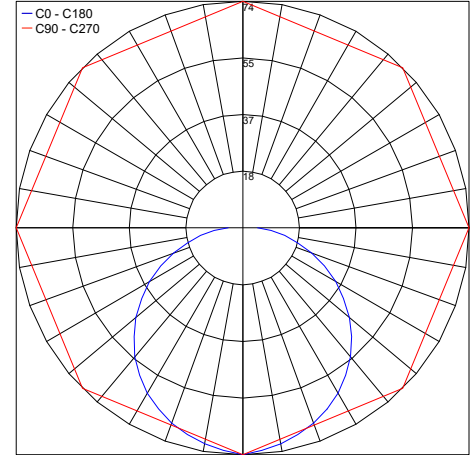
Maximum Candela = 70.7



PHOTOMETRIC FILENAME : MIDI LINE TOP LIGHT LL9 2400K - LL9-V2.2448.6568.MD.IES

2700K

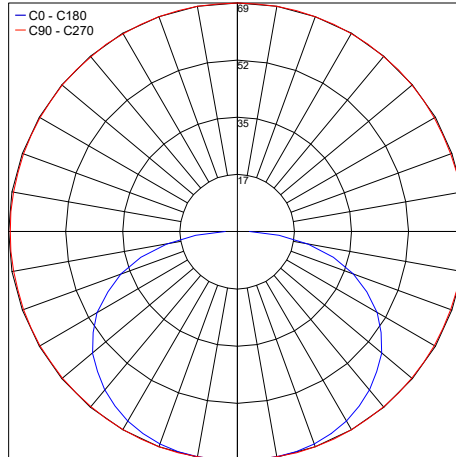
Maximum Candela = 73.96



PHOTOMETRIC FILENAME : MIDI LINE TOP LIGHT LL9 2700K - LL9-V5.2448.6568.MD.IES

3000K

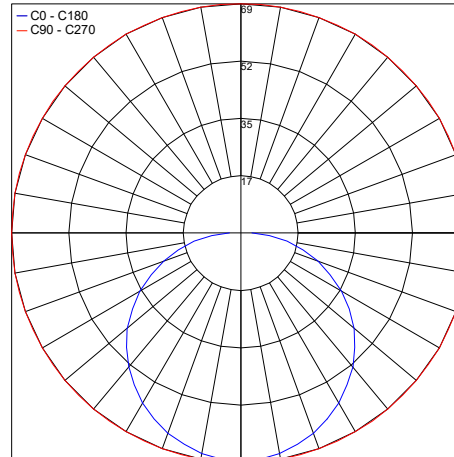
Maximum Candela = 69.2



PHOTOMETRIC FILENAME : MIDI LINE TOP LIGHT LL9 3000K - LL9.SWF24-6568.MD.IES

4000K

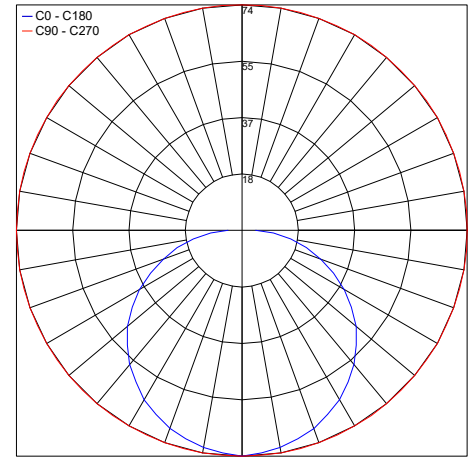
Maximum Candela = 69.1



PHOTOMETRIC FILENAME : MIDI LINE TOP LIGHT LL9 4000K - LL9.SNF24-6568.MD.IES

5300K

Maximum Candela = 74.0



PHOTOMETRIC FILENAME : MIDI LINE TOP LIGHT LL9 5300K - LL9.SCF24-6568.MD.IES

Job Name/Date:

Fixture Type Designation: