

MIDI LINE - Top Light LLRGB4

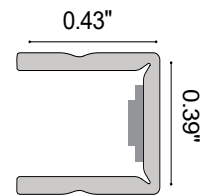
MIDI LINE is an easy to install, horizontal, bendable LED strip that is IP65/ IP68-rated making it ideal for swimming pools or fountains for panel installation in reinforced concrete with tiles or pool liner or indoor/outdoor areas. It is available in Side, Top or Total Light with static white, tunable white or RGB. White PVC outercase and opal resin guarantee protection against UV rays and the corrosive action of salt and sodium hypochlorite. **Not cuttable in the field.**



TECHNICAL DATA

Wattage	15W / 3.28 ft (1 m)
Power Supply	Remote Fountain/Pool Approved 24VDC Power Supply, not included. See page 2.
Construction	Body: Polyurethane Resin Outercase: White, Black, or RAL Color PVC
CCT	RGB (96 LED / 3.28')
CRI	80
Delivered Lumens	370 lm / 3.28'
Efficacy	24.7 lm/W
Optics	120°
Fixture Dimensions	0.43" w x 0.39" h x Various Lengths
LED Source	SMD 5050
LED Spacing	96 LED per 3.28 ft (1 m), 0.43" between LEDs
Lumen Maintenance	50,000 hrs
Color Consistency	3-Step MacAdam
Operating Temp.	-22°F to 131°F
IP Rating	IP65 / IP68

Fixture Dimensions



TOP LIGHT

NOT CUTTABLE IN THE FIELD

ORDERING INFORMATION

Example: LLRGB4-24.68.MD.US Power Supplies / Accessories ordered separately.

LLRGB4	-	24	.		.	MD	.	US
Model No.	Power	IP Rating						
LLRGB4 - 120 LED / 3.28' (1 m)	24 - 24VDC	65 - IP65 68 - IP68				MD		US

Job Name/Date:

Fixture Type Designation:

SUGGESTED POWER SUPPLIES

24VDC - **TO BE USED WITH FOUNTAIN / SWIMMING POOLS**

Part Number	Description	Input/Output	# of Fixtures
FPV-100EL0024	DMX/RDM(Field Addressable)/Dali, 4 Channels	120-277VAC to 24VDC, 100W, Class 2, NEMA 4	1-5

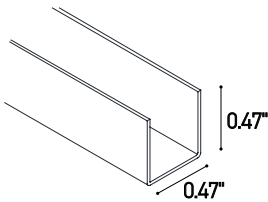
SUGGESTED POWER SUPPLIES

24VDC - **TO BE USE FOR INDOOR/OUTDOOR USE - NOT Fountain / Swimming Pool**

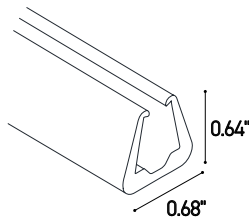
Part Number	Description	Input/Output	# of Fixtures
PPLT00288-P24	DMX/RDM(Field Addressable)/Dali, 4 Channels	120-277VAC to 24VDC, 100W, Class 2, DRY	1-5

For other power supply options consult factory.

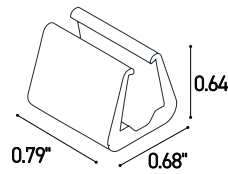
ACCESSORIES - Installation



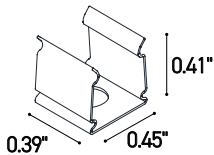
PRO-AL-10x11-AL
Rigid Aluminum Outercase
L=9.84'



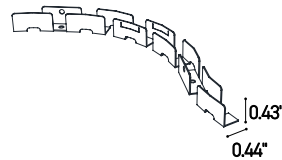
OUT-S-10x11.F/W
Flexible Silicone Outercase
Max L=32.81'




CLIP-S-10x11.F/W
Silicone Clip



CLIP-AC-9.5x6.5-AC
Harmonic Steel Clip

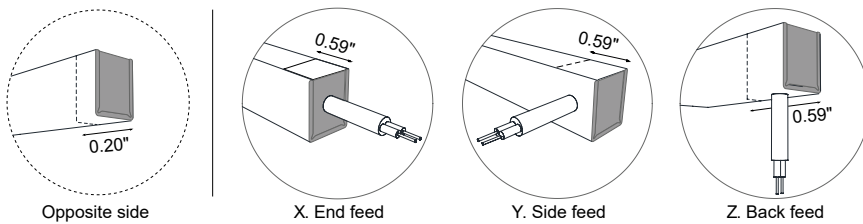


SNK-AC-10x11-AC
Flexible Steel Profile
L=3.28'



SNK2-AC-10x11-AC
Flexible Steel Profile for
Plasterboard L = 3.28'

POWER CABLE EXIT/AREA WITH REDUCED LIGHT



Job Name/Date:

Fixture Type Designation:

CONNECTORS



THB.392.A4A
Connector type "H". 4PIN.
IP68. Ø1.10" x 2.13" x 3.15".
Compatible for all models except RGBW.



THB.387.A4A.L.R
Micro plug and socket connector.
4PIN. male+female.
IP68. Ø0.91" x 4.45".
Compatible for all models except RGBW.



THB.391.A4A.L.R
Mini In-line circular joint connector.
4PIN. male+female.
IP68. Ø0.91" x 3.74".
Compatible for all models except RGBW.



THB.402.D4A.R
Connector type "T". 4PIN.
IP68. Ø1.26" x 3.58" x 4.76".
Compatible for all models except RGBW.



THB.209.A4A
Junction box type "H". 4PIN.
IP68. 4.25" x 2.56" x 1.10".
Compatible for all models except RGBW.



THB.399.D4E
Connector type "Y". 4PIN.
IP68. Ø1.26" x 2.48" x 7.09".
Compatible for all models except RGBW.

Job Name/Date:

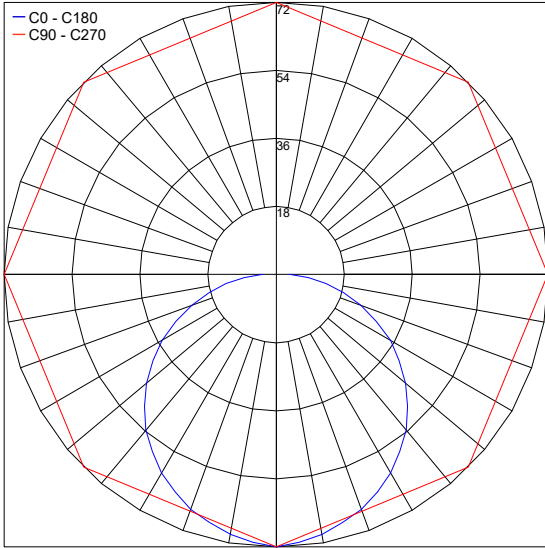
Fixture Type Designation:

PHOTOMETRIC DATA

2700K

Maximum Candela = 72.4

— C0 - C180
— C90 - C270

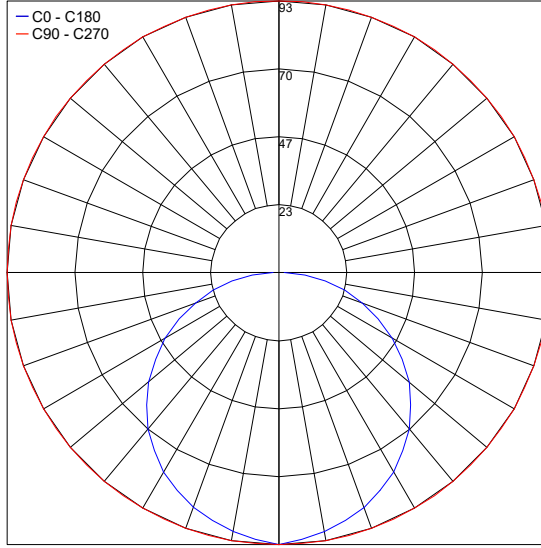


PHOTOMETRIC FILENAME : EASY LINE FROST - LL3-V5.1224.6568.F 2700K.IES

4700K

Maximum Candela = 93.3

— C0 - C180
— C90 - C270



PHOTOMETRIC FILENAME : EASY LINE FROST - LL3-N.24.68.F 4700K.IES

Job Name/Date:

Fixture Type Designation: