

MIDI LINE - Total Light LLTW2

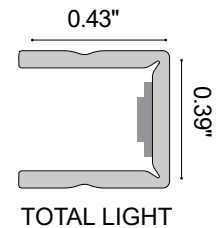
MIDI LINE is an easy to install, bendable LED strip that is IP65/IP68-rated making it ideal for swimming pools or fountains for panel installation in reinforced concrete with tiles or pool liner or indoor/outdoor areas. It is available in Side, Top or Total Light with static white, tunable white or RGB. White PVC outercase and opal resin guarantee protection against UV rays and the corrosive action of salt and sodium hypochlorite. **Not cuttable in the field.**



TECHNICAL DATA

Wattage	12W / 3.28 ft (1 m)
Power Supply	Remote Fountain/Pool Approved 24VDC Power Supply, not included. See page 2.
Construction	Body: Opal Polyurethane Resin
CCT	2900K-5600K (120+120 LED / 3.28')
CRI	85
Delivered Lumens	780 lm / 3.28'
Efficacy	65 lm/W
Optics	120°
Fixture Dimensions	0.43" w x 0.39" h x Various Lengths
LED Source	SMD 3014
LED Spacing	120+120 LED per 3.28 ft (1 m), 0.17" between LEDs
Lumen Maintenance	L80, B10>50,000 hrs
Color Consistency	2-3-Step MacAdam
Operating Temp	-22°F to 131°F
IP Rating	IP65, IP68

Fixture Dimensions



NOT CUTTABLE IN THE FIELD

ORDERING INFORMATION

Example: LLTW2-24.68.MG.US. Power Supplies / Accessories ordered separately.

LLTW2	-	24	.		.	MG	.	US
Model No.		Power		IP Rating				
LLTW2 - 120+120 LED / 3.28' (1 m)		24 - 24VDC		65 - IP65 68 - IP68		MG		US

Job Name/Date:

Fixture Type Designation:

SUGGESTED POWER SUPPLIES

24VDC - **TO BE USED WITH FOUNTAIN / SWIMMING POOLS**

Part Number	Description	Input/Output	# of Fixtures
FPV-100000024	Non-Dim	120-277VAC to 24VDC, 100W, Class 2, NEMA 4	1-6
FPV-100100024	0-10V Dimming (2 Channels)	120-277VAC to 24VDC, 100W, Class 2, NEMA 4	1-12
FPV-100EL0024	DMX / RDM (Field Addressable) / DALI (4 Channels)	120-277VAC to 24VDC, 100W, Class 2, NEMA 4	1-4

SUGGESTED POWER SUPPLIES

24VDC - **TO BE USE FOR INDOOR/OUTDOOR USE - NOT Fountain / Swimming Pool**

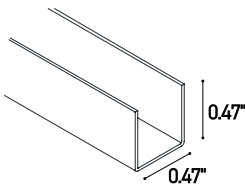
Part Number	Description	Input/Output	# of Fixtures
PPLT00690	ELV / TRIAC & 0-10V Dimming	120-277VAC to 24VDC, 40W, Class 2, IP67	1-2
PPLT00543	0-10V Dimming to 15% (-40°C / -40°F cold weather start)	120-277VAC to 24VDC, 100W, Class 2	1-6

Suggested Lutron Compatible - **FOR INDOOR/OUTDOOR USE ONLY**

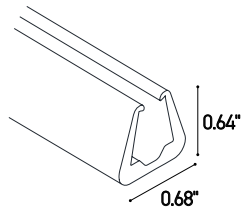
Part Number	Option	Lutron SKU	Dim Range	Description	Input/Output	# of Fixtures
PPLT00273	L3DAE / L3DA3W	L3DA	100%-1%	Hi-Lume™ 1% EcoSystem™ or 1% 3-Wire LED Driver	120-277VAC to 24VDC, 40W, Class 2	1-2
PPLT00530	L3DAE / L3DA3W	L3DA	100%-1%	Hi-Lume™ 1% EcoSystem™ or 1% 3-Wire LED Driver	120-277VAC to 24VDC, 96W, Class 2	1-6

For other power supply options consult factory.

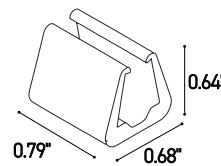
ACCESSORIES - Installation



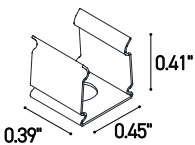
PRO-AL-10x11-AL
Rigid Aluminum Outercase
L=9.84'



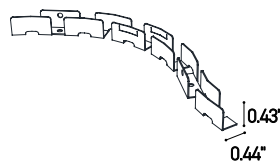
OUT-S-10x11.F/W
Flexible Silicone Outercase
L=16.40'




CLIP-S-10x11.F/W
Silicone Clip



CLIP-AC-9.5x6.5-AC
Harmonic Steel Clip



SNK-AC-10x11-AC
Flexible Steel Profile
L=3.28'

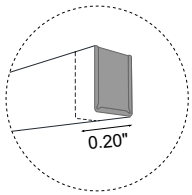


SNK2-AC-10x11-AC
Flexible Steel Profile for
Plasterboard L = 3.28'

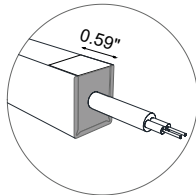
Job Name/Date:

Fixture Type Designation:

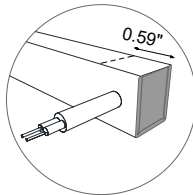
POWER CABLE EXIT/AREA WITH REDUCED LIGHT



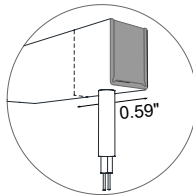
Opposite side



X. End feed



Y. Side feed



Z. Back feed

Job Name/Date:

Fixture Type Designation: