


Nothing is a recessed, continuous line modular system made of Coral® that is suitable for indoor installation. The integration with the surface it is installed upon allows the possibility to define architectural spaces and volumes both on walls and on ceilings while it emits a 2.4" visible line of light. The particular overlapping of light sources avoids any kind of shadow cone, for a uniform and evocative effect.

TECHNICAL DATA

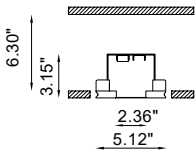
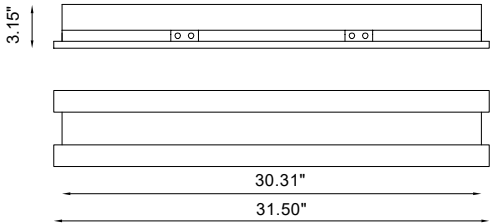
Wattage	21W
Power Supply	Remote 24VDC, not included. See page 2.
Construction	Body: Coral®
CCT	3000K (2700K on request)
CRI	>90
Delivered Lumens	2100 lm
Efficacy	100 lm/W
Optics	120° Wide
Finishes	Coral® - Unfinished
Fixture Dimensions	31.5" l x 5.1" x 3.2"
Cut-out Dimension	31.50" for each module installed + 6.30" x 5.51"
Fixture Weight	7.72 lbs
IP Rating	IP40 / IP20

NOTE: Attention, the code 9010.00 / 9013.00 must be installed for multiples of 31.50" and cannot be cut

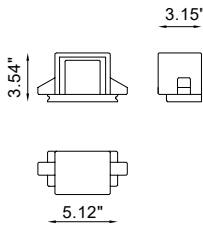


Fixture Dimensions

Ceiling Recessed Downlight



Wall Recessed



ORDERING INFORMATION

Example: BU9010.00.90.30.US + BU9018 (Light Source). Accessories / Power Supplies ordered separately.

	00	90		US
Model No. - Body Frame	Finish	Optics	CCT	
BU9010 + BU9018 - Recessed Downlight / Light Source	00 - Coral®	90°	22 - 2200K	US
BU9013 + BU9018 - Wall Recessed / Light Source			30 - 3000K	

Job Name/Date:

Fixture Type Designation:

SUGGESTED POWER SUPPLIES

24VDC

Part Number	Description	Input/Output	# of Fixtures
PPLT00284	Non-Dim	120-277VAC to 24VDC, 100W, Class 2, DAMP	1-3
PPLT00543	0-10V Dimming to 15% (-40°C / -40°F cold weather start)	120-277VAC to 24VDC, 100W, Class 2	1-3

Suggested Lutron Compatible

Part Number	Option	Lutron SKU	Dim Range	Description	Input/Output	# of Fixtures
PPLT00530	L3DAE / L3D0	L3DA/L3D0	100%-1%	Hi-Lume™ 0.1% EcoSystem™ or 3-Wire LED Driver	120-277VAC to 24VDC, 96W, Class 2	1-3

DRIVERS IN NEMA ENCLOSURE

Remote 24VDC - ELV / TRIAC / 0-10V



PPLT00715

Part Number	Description	Input/Output	# of Fixtures 21W
PPLT00715	ELV / TRIAC / 0-10V Dimming to 0.1%	120-277VAC to 24VDC, 96W, Class 2, WET/DAMP	1-3

For other power supply options consult factory.

Job Name/Date:

Fixture Type Designation:

ACCESSORIES

BU9014
Pair of Closure Headparts (Required)
For Wall or Ceiling Recessed versions

BU901
Light Source -
For Wall or Ceiling Recessed versions

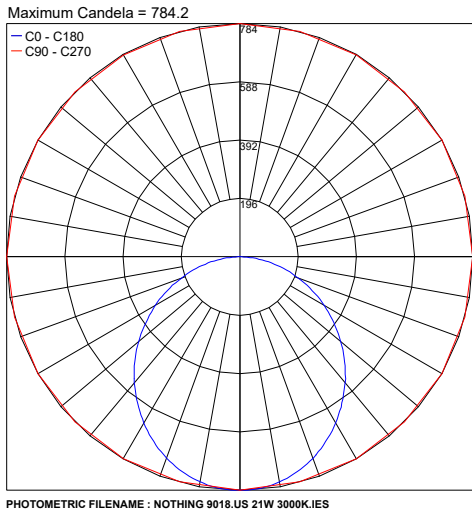
Choose length below with code

2.76"

BU9011. __
Protection Shield
Choose one of the following lengths with code:
.08 - 31.50 in **.24** - 94.49 in
.16 - 62.99 in **.32** - 125.98 in

PHOTOMETRIC DATA

Note: All photometry is 3000K



Job Name/Date:

Fixture Type Designation: