


Nothing is a recessed, continuous line modular system made of Coral<sup>®</sup> that is suitable for indoor installation. The integration with the surface it is installed upon allows the possibility to define architectural spaces and volumes both on walls and on ceilings while it emits a 2.4" visible line of light. The particular overlapping of light sources avoids any kind of shadow cone, for a uniform and evocative effect.



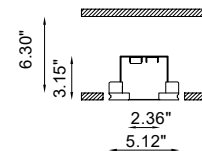
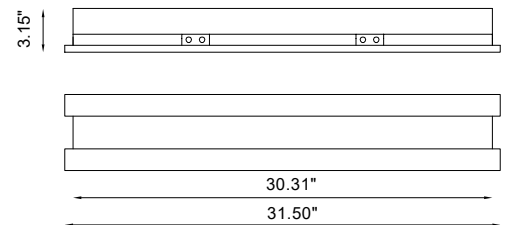
## TECHNICAL DATA

<b>Wattage</b>	21W
<b>Power Supply</b>	Remote 24VDC, not included. See page 2.
<b>Construction</b>	Body: Coral <sup>®</sup>
<b>CCT</b>	3000K (2700K on request)
<b>CRI</b>	>90
<b>Delivered Lumens</b>	2100 lm
<b>Efficacy</b>	100 lm/W
<b>Optics</b>	120° Wide
<b>Finishes</b>	Coral <sup>®</sup> - Unfinished
<b>Fixture Dimensions</b>	31.5" l x 5.1" x 3.2"
<b>Cut-out Dimension</b>	31.50" for each module installed + 6.30" x 5.51"
<b>Fixture Weight</b>	7.72 lbs
<b>IP Rating</b>	IP40 / IP20

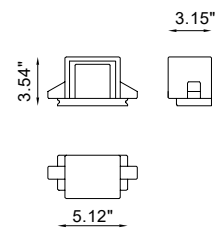
**NOTE:** Attention, the code 9010.00 / 9013.00 must be installed for multiples of 31.50" and cannot be cut

### Fixture Dimensions

#### Ceiling Recessed Downlight



#### Wall Recessed



## ORDERING INFORMATION

**Example:** BU9010.00.90.30.US + BU9018 (Light Source). Accessories / Power Supplies ordered separately.

	00	90		US
<b>Model No. - Body Frame</b>	<b>Finish</b>	<b>Optics</b>	<b>CCT</b>	
BU9010 + BU9018 - Recessed Downlight / Light Source	00 - Coral <sup>®</sup>	90°	22 - 2200K	US
BU9013 + BU9018 - Wall Recessed / Light Source			30 - 3000K	

Job Name/Date:

Fixture Type Designation:

## SUGGESTED POWER SUPPLIES

24VDC

Part Number	Description	Input/Output	# of Fixtures
<a href="#">PPLT00155</a>	Non-Dim	120VAC to 24VDC 30W Class 2	1-1
<a href="#">PPLT00690</a>	ELV/TRIAC & 0-10V Dimming	120-277VAC to 24VDC 40W Class 2, IP67	1-1
<a href="#">PPLT00691</a>	Meanwell LPF Non-Dim	120-277VAC to 24VDC 60W Class 2 IP67	1-2
<a href="#">PPLT00284</a>	Non-Dim	120-277VAC to 24VDC, 100W, Class 2, DAMP	1-3
<a href="#">PPLT00543</a>	0-10V Dimming to 15% (-40°C / -40°F cold weather start)	120-277VAC to 24VDC, 100W, Class 2	1-3

## Suggested Lutron Compatible

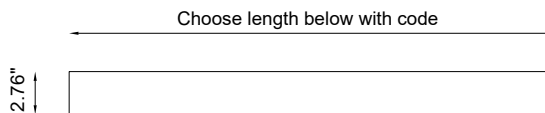
Part Number	Option	Lutron SKU	Dim Range	Description	Input/Output	# of Fixtures
<a href="#">PPLT00273</a>	L3DAE / L3DA3W	L3DA	100%-1%	Hi-Lume™ 1% EcoSystem™ or 1% 3-Wire LED Driver	120-277VAC to 24VDC, 40W, Class 2	1-1
<a href="#">PPLT00530</a>	L3DAE / L3D0	L3DA/L3D0	100%-1%	Hi-Lume™ 0.1% EcoSystem™ or 3-Wire LED Driver	120-277VAC to 24VDC, 96W, Class 2	1-3

For other power supply options consult factory.

## ACCESSORIES

### BU9014

Pair of Closure Headparts (Required)  
For Wall or Ceiling Recessed versions



### BU9011. \_\_

Protection Shield

Choose one of the following lengths with code:

- .08 - 31.50 in      .24 - 94.49 in
- .16 - 62.99 in      .32 - 125.98 in

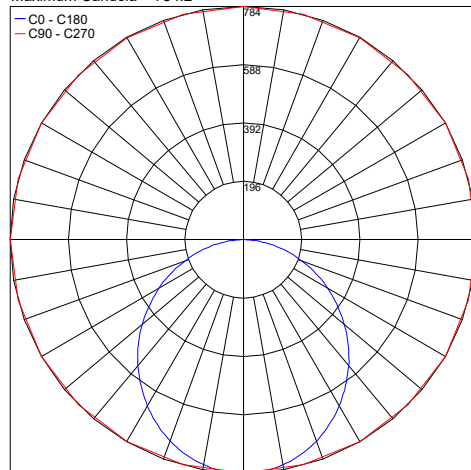
### BU901

Light Source -  
For Wall or Ceiling Recessed versions

## PHOTOMETRIC DATA

Note: All photometry is 3000K

Maximum Candela = 784.2



PHOTOMETRIC FILENAME : NOTHING 9018.US 21W 3000K.IES

Job Name/Date:

Fixture Type Designation: