

Gorget



79 Trenton Avenue
Frenchtown, NJ 08825

www.designplan.com

Tel: (908) 996-7710
Fax: (908) 996-7042



Karim Rashid

Karim Rashid is one of the most prolific designers of his generation. Over 4000 designs in production, over 400 awards, and operating in over 35 countries attest to Karim's legend of design. His award-winning designs include democratic objects like the ubiquitous Garbo waste can and Oh! Chair for Umbra and interiors like the Morimoto restaurant, Philadelphia and Nhow hotel, Berlin. Karim has created noteworthy designs for clients Method and Pepsi, furniture for Artemide and Vondom, brand identity for Citibank and Hyundai, high-tech products for LaCie and Samsung, and luxury goods for Veuve Clicquot and Christofle, to name a few.


Gorget

Shining star



The Gorget, designed by Karim Rashid, is inspired by the French word „gorge,” which refers to the throat and recalls a band of linen worn around a woman’s neck and head during the medieval era. Its sleek, futuristic design is rooted in modular elements that come together to form our collection. Comprising interlocking rings (constellation) that can be woven into captivating hanging sculptures, a linear system ideal for accentuating corridors and hallways, and sconces to adorn walls wherever they are desired, the Gorget embodies versatility and aesthetic refinement.




Variants: line, constellation
Installations: suspended, wall
Diffusers: satin







The collection comprises an array of pre-made lamps, available in diverse shapes and colors. With its extensive range of options, it offers an ideal toolkit for crafting spaces in offices, residences, or commercial buildings. Additionally, we offer comprehensive technical assistance to tailor the system to the specifications of your contracted project, ensuring seamless integration and satisfaction.




Gorget Line

A range of possibilities

The Gorget line takes the concept of a linear system to the next level. Its irregular, unique shape will work perfectly in corridors and hallways, where it will guide the recipient to their destination with light. Light can be emitted both upwards and downwards, providing both a decorative effect on the wall and functional floor lighting.





Gorget Constellation

Rings

The Gorget collection also includes three sets that close in the shape of a ring. Thanks to their design, they can be interwoven to create unique hanging works of art. The “Constellation” version is perfect for large open spaces, where you can hang several rings, as well as over a conference table, where several interweaving lamps will illuminate the space for shared meetings. The lamp can also hang on its own over a round table and serve as a chandelier.





Gorget Wall

Reflected light


The collection is complemented by a wall sconce. The sconce features a mounting box made of brushed aluminum, adding character and elevating it to the highest standards. The lamp casts a warm, expansive glow onto the wall, enhanced by our original colors, sure to capture attention. The Gorget wall sconce is available in two sizes and consumes half the power of the suspended versions.



Decorative



For the Gorget fixture, a specially designed box is dedicated, available in black or white colour.



The Constellation variant can be interwoven effortlessly, thanks to its original structure that can be easily opened. This solution enables you to craft captivating sculptural combinations.



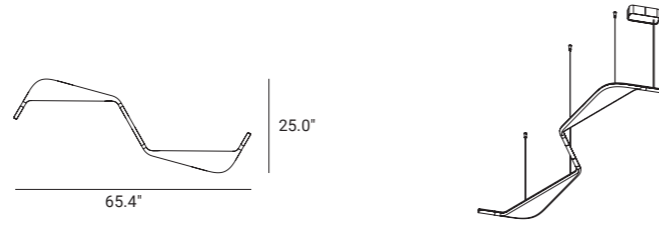
The Gorget family elevates lighting design to the next level by incorporating sculptural forms into fixtures such as scones, linear systems, or suspended constellations. Designed by Karim Rashid and honored with the Good Design Award by the Chicago Museum of Architecture and Design.





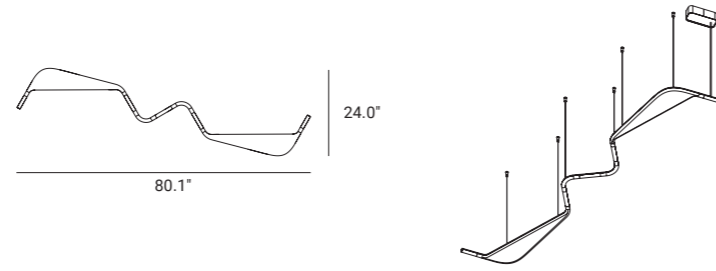
Gorget Set Line 1
direct/indirect

Mounting: suspended
 Dimensions: 65.35" x 25.00" x 0.94"
 Power: 32.5W
 Luminous flux* (direct) 3870 lm
 Luminous flux* (indirect) 300 lm
 Diffuser: satin optic
 Control : remote - see datasheet



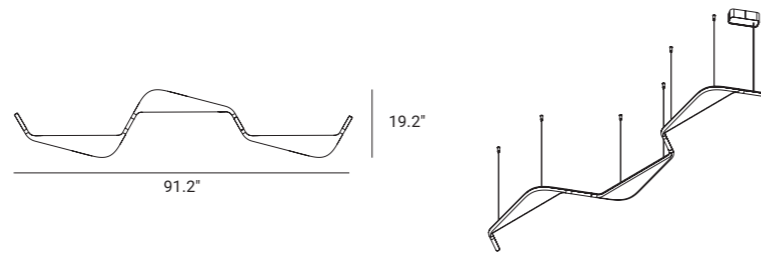
Gorget Set Line 2
direct

Mounting: suspended
 Dimensions: 80.08" x 23.98" x 0.94"
 Power: 30W
 Luminous flux* (direct) 3870 lm
 Diffuser: satin optic
 Control : remote - see datasheet



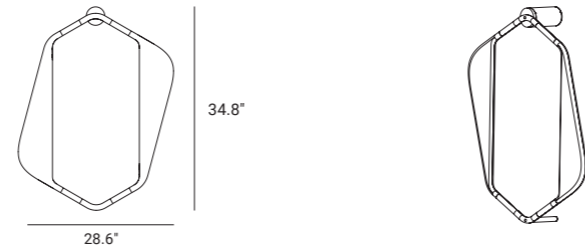
Gorget Set Line 3
direct

Mounting: suspended
 Dimensions: 91.22" x 19.17" x 0.94"
 Power: 45W
 Luminous flux* (direct) 5805 lm
 Diffuser: satin optic
 Control : remote - see datasheet

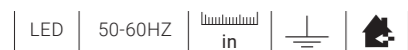


Gorget Wall 1
indirect

Mounting: wall
 Dimensions: 34.84" x 28.58" x 0.94"
 Power: 15W
 Luminous flux* (direct) 1935 lm
 Diffuser: satin optic
 Control : remote - see datasheet



Features



Light source: CRI> 80, MacAdam ≤ 3, 50,000h L80B10
 Color temperature (CCT) 3000K, 4000K
 Control : REMOTE
 IP protection: IP20

* Fixture lumen output data refer to 4000K.
 For the latest product data please refer to the web page.
 To order a fixture, use the online product configurator.

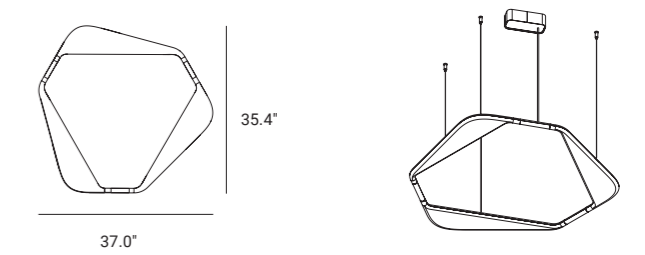
Gorget Constellation 1
direct

Mounting: suspended
 Dimensions: 33.66" x 26.61" x 0.94"
 Power: 30W
 Luminous flux* (direct) 3870 lm
 Diffuser: satin optic
 Control : ON-OFF, PHASE-CUT, DALI, CASAMBI



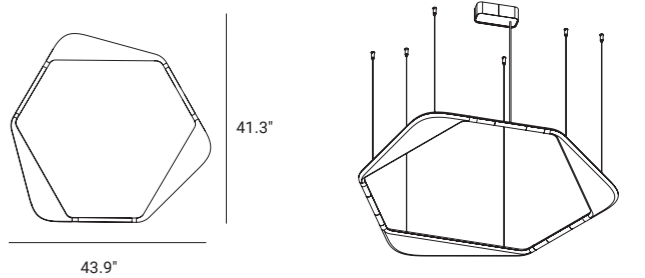
Gorget Constellation 2
direct

Mounting: suspended
 Dimensions: 36.06" x 34.33" x 0.94"
 Power: 45W
 Luminous flux* (direct) 5805 lm
 Diffuser: satin optic
 Control : remote - see datasheet



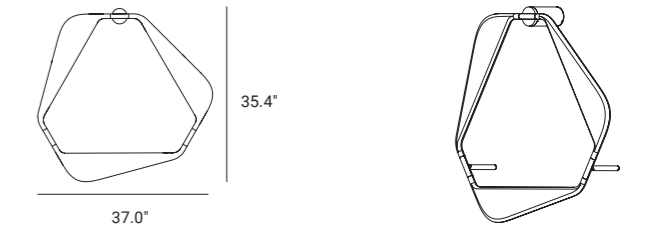
Gorget Constellation 3
direct/indirect

Mounting: suspended
 Dimensions: 41.18" x 41.18" x 0.94"
 Power: 52.5W
 Luminous flux* (direct) 5805 lm
 Luminous flux* (indirect) 900 lm
 Diffuser: satin optic
 Control : remote - see datasheet



Gorget Wall 2
indirect

Mounting: wall
 Dimensions: 37.01" x 35.39" x 0.94"
 Power: 22.5W
 Luminous flux* (direct) 2900 lm
 Diffuser: satin optic
 Control : remote - see datasheet



Colors

