

# KOS DOWNLIGHT SURFACE

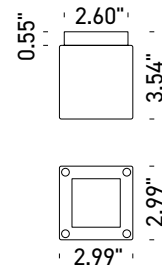
KOS is a family of versatile, small boxlike fixtures that comes as a recessed downlight, in-grade uplight, wall mounted, or floodlight for installation in outdoor environments. KOS Downlight Surface is a ceiling surface mounted version available in 3 color temperatures, 5 optics options and 2 standard finishes.



## TECHNICAL DATA

<b>Wattage</b>	10W
<b>Power Supply</b>	Remote 500mA, not included. See page 2
<b>Construction</b>	Housing: Anticorodal Aluminum Brackets: Stainless Steel Lens: Extra Clear Tempered Glass
<b>CCT</b>	2700K, 3000K, 4000K
<b>CRI</b>	>80
<b>BUG Rating</b>	B1-U0-G0 (3000K) B1-U1-G0 (115°x20° - 3000K)
<b>Delivered Lumens</b>	860 lm (3000K, 10°)
<b>Efficacy</b>	86 lm/W (3000K, 10°)
<b>Optics</b>	10°, 25°, 20°x 115°, 115°x 20°, 65°
<b>Finishes</b>	Pure White (RAL9010), Jet Black (RAL9005)
<b>Lumen Maintenance</b>	90,000 hrs, L90 (Ta 35°C)
<b>Fixture Dimensions</b>	2.99" l x 2.99" w x 3.54" h
<b>IP Rating</b>	IP66, IP68 Fast Connection
<b>Impact Resistance</b>	IK08

Fixture Dimensions



## ORDERING INFORMATION

Example: F20548.2.2.01.US. Power Supplies ordered separately.

F20548				US
Model No.	Finish	CCT	Optics	
F20548	2 - Pure White (RAL9010) 3 - Jet Black (RAL9005)	2 - 2700K 3 - 3000K 4 - 4000K	01 - Spot 10° 36 - Medium 25° 57 - Elliptical 20°x 115° 37 - Elliptical 115°x 20° 34 - Wide 65°	US

Job Name/Date:

Fixture Type Designation:

# KOS DOWNLIGHT SURFACE

## SUGGESTED POWER SUPPLIES

500mA

Part Number	Description	Input/Output	# of Fixtures
<a href="#">PPLT00466-P</a>	0-10V Dimming to 1.0%	120-277VAC to 500mA, 10W, Class 2, DAMP	1-1
<a href="#">PPLT00497</a>	Phase Dim (120V only)	120VAC to 500mA, 12W, Class 2, DAMP	1-1
<a href="#">PPLT00262</a>	Leading / Trailing Edge Phase Dimming to 10% (120V only)	120-277VAC to 500mA, 32W, Class 2	2-3
<a href="#">PPLT00467-P</a>	0-10V Dimming to 1.0%	120-277VAC to 500mA, 50W, Class 2, DAMP	1-4
<a href="#">PPLT00538-P</a>	0-10V Dimming to 0.1%	120-277VAC to 500mA, 100W, Class 2	1-8

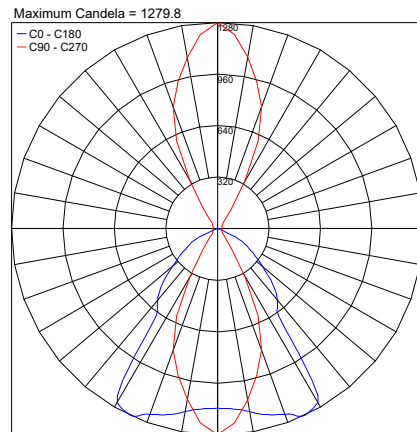
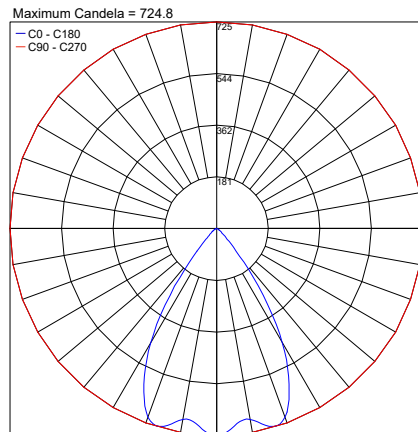
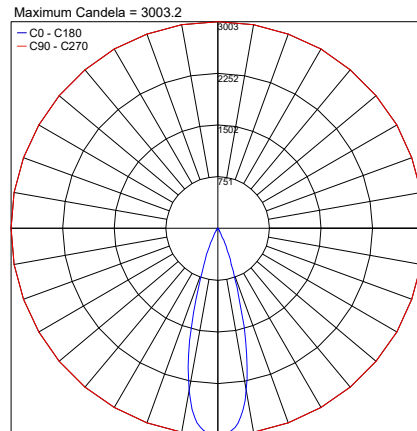
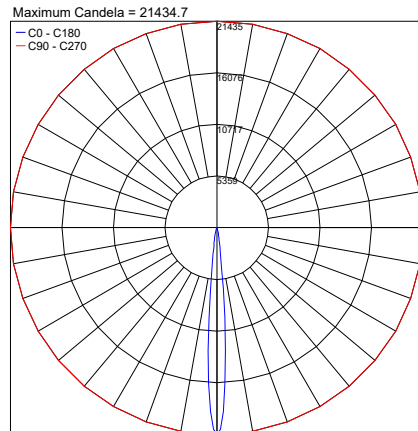
## Suggested Lutron Compatible

Part Number	Option	Lutron SKU	Dim Range	Description	Input/Output	# of Fixtures
<a href="#">PPLT00259</a>	L3DAE / L3DA3W	L3DA	100%-1%	Hi-Lume™ 1% EcoSystem™ or 1% 3-Wire LED Driver	120-277VAC to 500mA, 10W, Class 2	1-1
<a href="#">PPLT00676</a>	PEQOE	PEQ0	100%-0.1%	Hi-Lume™ Premier 0.1% EcoSystem™ F2B	120-277VAC to 500mA, 20W, Class 2	1-2

For other power supply options consult factory.

## PHOTOMETRIC DATA

Note: All photometry is 3000K



Job Name/Date:

Fixture Type Designation: