


R-SL-16-PL is an LED light bar with a profile of Ø0.63", suitable for showcase lighting in museum and retail settings. It is rotatable 360°, and available in 3 static color temperatures or tunable white with 3 standard finishes. **C1-mini-R-SL Spotlight sold separately.**



TECHNICAL DATA

Wattage	15W per 3.28 ft (1 m)
Power Supply	Remote 24VDC, not included. See page 3 <i>Additional power supply needed for C1-Mini-R-SL spotlight</i>
Construction	Body: Anodized Aluminum
CCT	2700K, 3000K, 3500K, 4000K Tunable White (2700K-6500K)
CRI	>97
Delivered Lumens	900 lm (3000K, 50°)
Efficacy	60 lm/W (3000K, 50°)
Optics	Linear 22°, 35°, 50°, 55° beam angle 240 LEDs/3.28' (smallest separable unit 0.98")
Finishes	3 Standard, See Below
Fixture Dimensions	Ø0.63" x length Max. profile length 78.74" Min. profile length 23.62"
Lumen Maintenance	L80, B10 >50,000hrs
IP Rating	IP20

Fixture Dimensions - see page 2 for larger



ORDERING INFORMATION


Example: R-SL-16-PL-15-40-50-B-90. Accessories / Power Supplies / Spotlights ordered separately.

R-SL-16-PL	-	15	-		-		-		
Model No.	Wattage	CCT	Optics	Finish	Length				
R-SL-16-PL	15 - 15W per 3.28' (1 m)	27 - 2700K 30 - 3000K 35 - 3500K 40 - 4000K TW - Tunable White (2700K-6500K)	22 - 22° 35 - 35° 50 - 50° 55 - 55°	B - Anodized Black S - Silver G - Gold C - Custom RAL <i>(consult factory for "C")</i>	xx - increments of XX" starting at 23.62" maximum 74.74"				

Job Name/Date:

Fixture Type Designation:


FIXTURE DIMENSIONS



ACCESSORIES



Anti-glare Profile
0.54" x 0.54"



Light Diffusion Foil



C1-mini-R-SL Spotlight
(sold separately)

- | | |
|----------------|--|
| A500100 | Splitter, 1 connection, for track and bar |
| A500101 | Splitter, 2 connections, for track and bar |
| A500102 | Splitter, 3-4 connections, for track and bar |
| A500103 | Splitter, 5-7 connections, for track and bar |
| A500104 | Splitter, 8-10 connections, for track and bar |
| A500105 | Splitter, 11-13 connections, for track and bar |
| A500106 | Splitter, 14-16 connections, for track and bar |
| A500107 | Splitter, 17-19 connections, for track and bar |

Job Name/Date:

Fixture Type Designation:

SUGGESTED POWER SUPPLIES for Light Bar

24VDC - for the R-SL-16-PL LED light bar - C1-mini-R-SL spotlight needs separate power supply

Part Number	Description	Input/Output	# of Fixtures
PPLT00481	Non-Dim	120-277VAC to 24VDC, 24W, Class 2	1-2
PPLT00586	Non-Dim	120-277VAC to 24VDC, 40W, Class 2	1-2
PPLT00709	ELV / TRIAC & 0-10V Dimming to 5% and Off	120-277VAC to 24VDC, 96W, Class 2, DAMP	1-5
PPLT00543	0-10V Dimming (to 15%) (-40°C / -40°F cold weather start)	120-277VAC to 24VDC, 100W, Class 2	1-5

Suggested Lutron Compatible


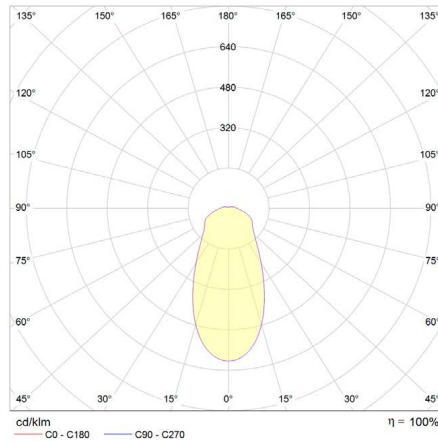
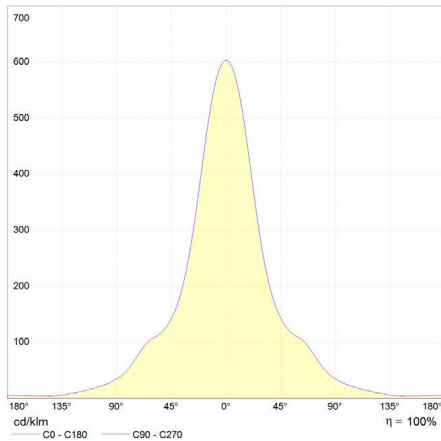
Part Number	Option	Lutron SKU	Dim Range	Description	Input/Output	# of Fixtures
PPLT00273	L3DAE / L3DA3W	L3DA	100%-1%	Hi-Lume™ 1% EcoSystem™ or 1% 3-Wire LED Driver	120-277VAC to 24VDC, 40W, Class 2	1-2
PPLT00530	L3D0	L3D0	100%-0.1%	Hi-Lume™ Premier 0.1% or Ecosystem 3-Wire LED Driver	120-277VAC to 24VDC, 96W, Class 2	1-5

For other power supply options consult factory.

See Spotlight Datasheet for Suggested Power Supplies for Fixture

PHOTOMETRIC DATA

for light color ~3000K | linear optics ~50° | color rendering index typ. 97, R9 > 90, R12 > 90 | color variation ≤ 3 SDCM



Job Name/Date:

Fixture Type Designation: