


## Features

The K12 family of recessed luminaires for outdoor, in-ground or wall installation are available in square, rectangle and linear. K12 Square is available in 3 different beam angles, is IK10 rated for 20,000 joule drive-over and 3,300 lbs static load.



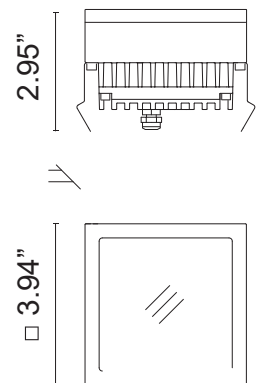
## Construction

- Die-cast aluminum body (low copper content)
- Robotically glued glass diffuser
- High corrosion resistant double layer epoxy and polyester powder system
- IP67, IK10 rated

## Technical Data

<b>Wattage</b>	5W
<b>Constant Voltage</b>	24VDC
<b>CCT</b>	3000K, 4000K
<b>CRI</b>	>80
<b>Delivered Lumens</b>	426-545 lm
<b>IP Rating</b>	IP67
<b>Impact Resistance</b>	IK10

## Fixture Dimensions



## Ordering Key

MODEL NUMBER	DESCRIPTION
U524003	Diffused Light, 3000K, 6.8W

Product Code:

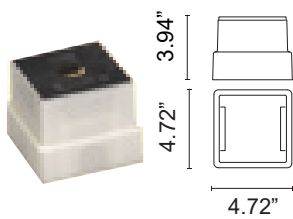
Job Name/Date:

## Power Supplies 24VDC

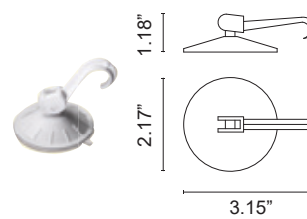
Part Number	Description	Input	Output	K12 Sq Diffused
<a href="#">PPLT00194</a>	Non-Dim	120-277VAC to 24VDC	12W	1 - 1
<a href="#">PPLT00481</a>	Non-Dim	120-277VAC to 24VDC	24W	1 - 3
<a href="#">PPLT00690</a>	ELV / TRIAC & 0-10V Dimming	120-277VAC to 24VDC	40W	1 - 6
<a href="#">PPLT00691</a>	Non-Dim	120-277VAC to 24VDC	60W	1 - 9
<a href="#">PPLT00284</a>	Non-Dim	120-277VAC to 24VDC	100W	1 - 16
<a href="#">PPLT00543</a>	0-10V Dimming (to 15%)	120-277VAC to 24VDC	100W	2 - 16

## Accessories

### Mounting/Installation Options



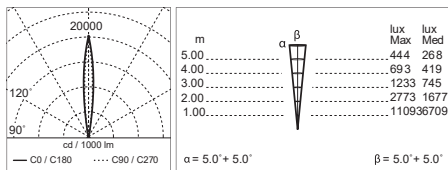
**U151**  
Box for  
Installation



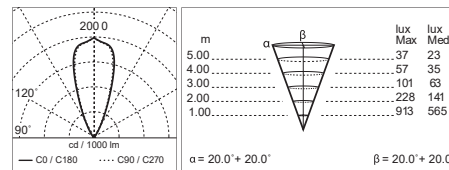
**U153**  
Suction Cup to  
Pull the Luminaire

## Photometric Data

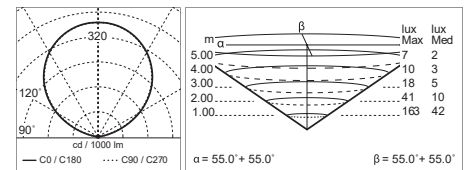
### Narrow Beam



### Medium Beam



### Diffused



Product Code:

Job Name/Date: