

PALPEBRA 300 Design by Giovanni Cenni Studio
R50.025.300

Steel structure and reflector, big aluminum cylinder, bulbs not included.


IP20

Voltage	Source	Watt	Lumen	CRI	Kelvin	Light beam
120VAC	E12 dimm Not Included	3x5W MAX 60W	-	-	-	-



Ø11.81" x H 13.39"

Body	Reflector	Details	
Burnished brass p.	Satin brass p.	Natural brass	Burnished brass



PALPEBRA 500 Design by Giovanni Cenni Studio
R50.025.500





Steel structure and reflector, big aluminum cylinder, bulbs included.

IP20

Voltage	Source	Watt	Lumen	CRI	Kelvin	Light beam
120VAC	E26 dimm Not Included	3x3.5W 100W MAX	-	-	-	-




Ø19.69" x H 13.39"

Body	Reflector	Details	
 Matte black p.	 Satin brass p.	 Natural brass	 Burnished brass

designplan®

TABLE



Renzo Serafini
 RENZO SERAFINI