


BULTJIE S-70

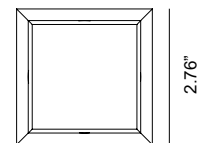
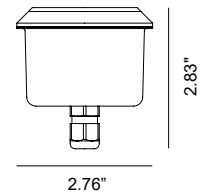
BULTJIE is a family of wall and in-grade recessed luminaires suitable for outdoor installation, that are available in round or square shapes, with ground grazing illumination and shielding of 90°, 180°, 270°, 360°. They are walkover safe, and come in 4 color temperatures and 3 standard Hard Coat Treatment finishes. BULTJIE S-70 is the larger square version at 2.8" x 2.8".



TECHNICAL DATA

Wattage	7W
Power Supply	Remote 500mA, not included. See page 2
Construction	Body/Frame: Stainless Steel AISI 316L Lens: Plexiglass
CCT	2200K, 2700K, 3000K, 4000K
BUG Rating	B0-U3-G1 (90°, 180°, 270°, 360° - 3000K)
CRI	>80
Delivered Lumens	607 lm (3000K)
Efficacy	88.71 lm/W (3000K)
Optics	Ground grazing with shielding: 90°, 180°, 270°, 360°
Lumen Maintenance	L80 / B10 @100.000h Ta=25°C
Hard Coat Finishes	Inox Natural, Inox Graphite, Inox Bronze
Fixture Dimensions	2.76" l x 2.76" w x 2.83" h
IP Rating	IP66, IP67
Impact Resistance	IK09
Warranty	2 Years Extendable to 5 Years

Fixture Dimensions



Hard Coating Treatment is the surface treatment of all the products by Stral Lighting. It is not a skin of color, but instead is a process that allows for the color to be absorbed all the way through. If a product is scratched, the color beneath is the same as the color on the surface. It guarantees a high superficial resistance to corrosion and atmospheric agents, as well as making the products anti-fingerprint and anti-stain. Available in three finishes Inox Natural, Inox Graphite and Inox Bronze.

ORDERING INFORMATION

Example: SPT3026026B.US. Power Supplies / Accessories ordered separately.

SPT30260				.US
Model No.	CCT	Optics	Finishes	
SPT30260	1 - 2200K 2 - 2700K 3 - 3000K 4 - 4000K	5 - Wide 90° 6 - Wide 180° 7 - Wide 270° 8 - Wide 360°	N - Inox Natural G - Inox Graphite B - Inox Bronze	.US

Job Name/Date:

Fixture Type Designation:

SUGGESTED POWER SUPPLIES

500mA

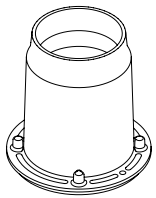
Part Number	Description	Input/Output	# of Fixtures
PPLT00466-P	0-10V Dimming to 1.0%	120-277VAC to 500mA, 10W, Class 2, DAMP	1-1
PPLT00469	Phase Dim (120V only)	120VAC to 500mA, 14W, Class 2	1-2
PPLT00262	Leading / Trailing Edge Dimming to 10% (120V only)	120-277VAC to 500mA, 32W, Class 2	2-3
PPLT00467-P	0-10V Dimming to 1.0%	120-277VAC to 500mA, 50W, Class 2, DAMP	1-4
PPLT00561-P500	0-10V Dimming to 0.1%	120-277VAC to 500mA, 100W, Class 2	1-4

Suggested Lutron Compatible

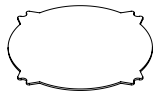
Part Number	Option	Lutron SKU	Dim Range	Description	Input/Output	# of Fixtures
PPLT00259	L3DAE / L3DA3W	L3DA	100%-1%	Hi-Lume™ 1% EcoSystem™ or 1% 3-Wire LED Driver	120-277VAC to 500mA, 10W, Class 2	1-1
PPLT00195	L3DAE / L3DA3W	L3DA	100%-1%	Hi-Lume™ 1% EcoSystem™ or 1% 3-Wire LED Driver	120-277VAC to 500mA, 19W, Class 2	2-2
PPLT00676	PEQ0E	PEQ0	100%-0.1%	Hi-Lume Premier 0.1% EcoSystem™ LED Driver	120-277VAC to 500mA, 20W, Class 2	1-2
PPLT00180	L3DAE / L3DA3W	L3DA	100%-1%	Hi-Lume™ 1% EcoSystem™ or 1% 3-Wire LED Driver	120-277VAC to 500mA, 27W, Class 2	3-3

For other power supply options consult factory.

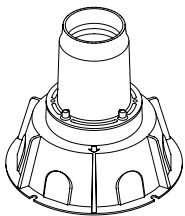
ACCESSORIES - Installation



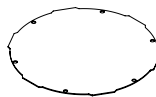
PT51902
Outer Casing
Ø3.15" x 4.33" h



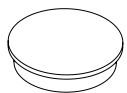
PT40004
Bottom Cap
Ø4.72"



PT51903
Outer Casing
Ø3.15" x 7.68" h



PT40003
Bottom Cap
Ø7.68"



PT40011
Mortar Cap

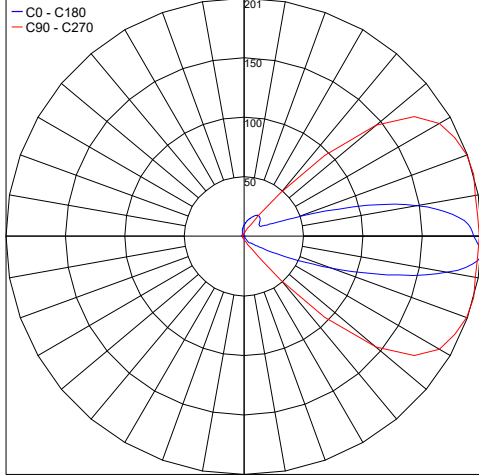
Job Name/Date:

Fixture Type Designation:

PHOTOMETRIC DATA

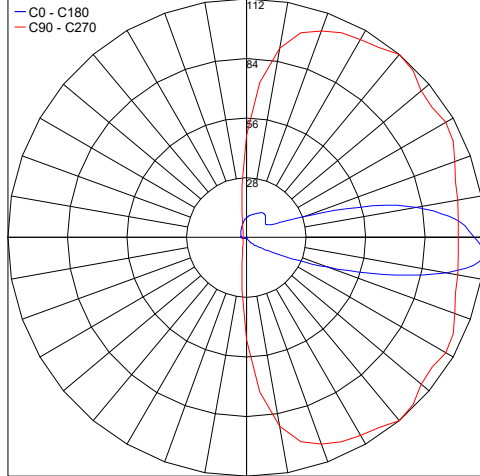
NOTE: All photometry is 3000K

Maximum Candela = 200.6



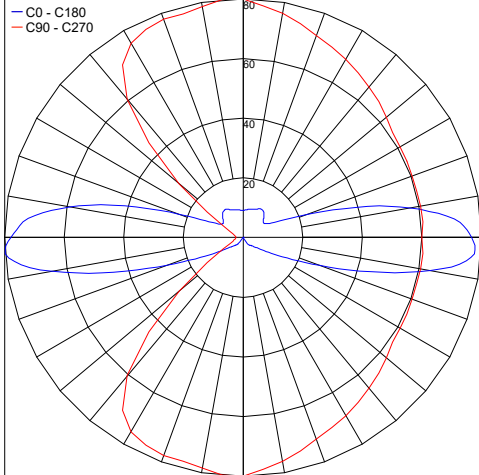
PHOTOMETRIC FILENAME : BULTJIE S-70 30K 90° - PT3026035_IES

Maximum Candela = 111.5



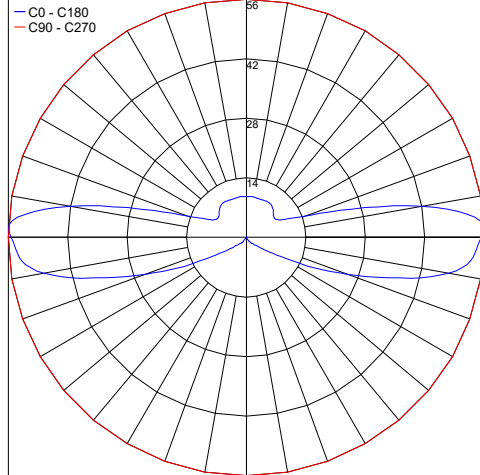
PHOTOMETRIC FILENAME : BULTJIE S-70 30K 180° - PT3026036_IES

Maximum Candela = 80.1



PHOTOMETRIC FILENAME : BULTJIE S-70 30K 270° - PT3026037_IES

Maximum Candela = 55.7



PHOTOMETRIC FILENAME : BULTJIE S-70 30K 360° - PT3026038_IES

Job Name/Date:

Fixture Type Designation: