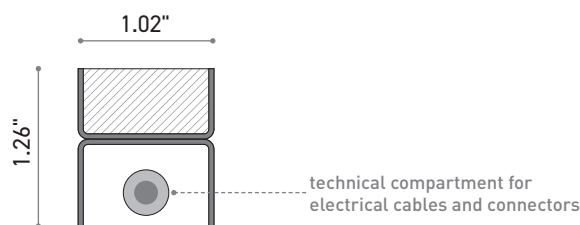


DRIVE LINE / L704X


Steel profile | 24VDC | CRI 90

Description

L704X is a linear (or curved on request) IP68-rated LED luminaire, made in AISI 316L stainless steel, for flush installation on floors in indoor or outdoor areas. Custom made length, max 9.5 feet, dimensions 1.02" x 1.26". It is available with custom curvatures to follow every project. No end caps needed to ensure continuity of light. Drive over. The LED light source has a diffused light distribution. The protection degree is IP68. The power supply driver is not supplied and must be ordered separately. The total absorbed power by the device is from 22 W/m to 36 W/m, available with various color temperatures, tunable white, RGB or RGBW. The power cable 39.4" length and installation channel included are included.



Product images



Technical data

Product type	Linear or curved profile
Installation position	Floor
Maximum length	9.5 feet (114.17")
IP rating	IP68
Impact Resistance	IK10
Working Temperature	-30° / +55°
LED Life / Failure Ratio	L80 B10 >50.000h
Driver included	NO
Orientability	NO
Walkability	Yes
Cable included	Yes - 3.28' (1 m)

Electrical data

LED type	SMD 3014 SHINEON - mono / tw SMD 5050 PROLIGHT - rgb/rgbw
Consumption / m	22 W/m - monochromatic 12 W/m - tunable white 15 W/m - rgb 18 W/m - rgbw
Voltage	24 VDC
Color Temperature	See table
Chroma Rendering Index	>90 Ra - mono / tw 80 Ra - rgb/rgbw
Optic	Diffused
Dimmable	Yes

Body material and finish

Material	AISI 316L stainless steel
Finish	Steel

Diffuser material and finish

Material	Polyurethane resin
Finish	Opal

Energy efficiency class

The product belongs to G class refer to Energy Efficiency Class, referred to Regulation (EU) 2019/2015.

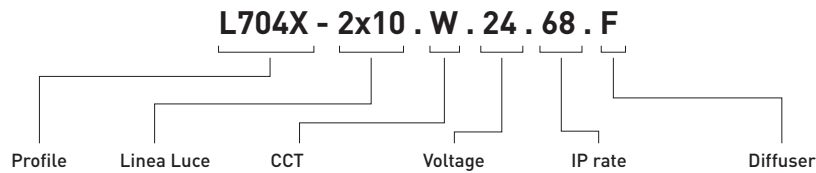
Lighting features

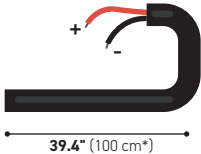

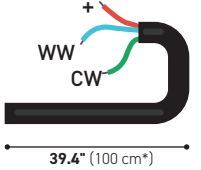

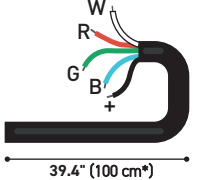

Code	CCT (K)	Luminous Flux* (lm/mt)
L704X-2x10.V8.24.68.F	2200	790
L704X-2x10.V2.24.68.F	2700	
L704X-2x10.V5.24.68.F	3000	
L704X-2x10.V.24.68.F	3500	
L704X-2x10.W.24.68.F	4000	
L704X-2x10.W5.24.68.F	4500	
L704X-2x10.N.24.68.F	5500	780
L704X-TW2.24.68.F	2900-5400	
L704X-RGB4.24.68.F	RGB	
L704X-RGB4W.24.68.F	RGBW	450

* The give data are typical values. Due to tolerance of the production process and the electrical components, values for light output and electrical power can vary up to 5%. Binning: 3 MacAdam. .LDT e .IES files available on the site or on demand.

Steel profile | 24VDC | CRI 90

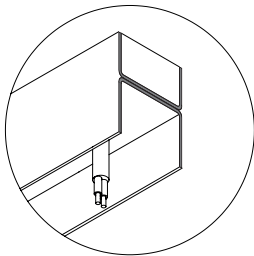
Code composition example



Cable type	Description	Code
	 <p>Water immersion and outdoor FEP R5F power cable with thermoplastic polyurethane sheath. Black. IP68. 2x0.50mm2+ n. 2 Kevlar wires (maximum tensile stress 3.31 lbs - CEI EN 50565-1 : 2015-02). External Ø 0.21".</p>	SP-CA-68-2-1
	 <p>Water immersion and outdoor FEP R5F power cable with thermoplastic polyurethane sheath. Black. IP68. 4x0.50mm2+ n. 2 Kevlar wires (maximum tensile stress 3.31 lbs - CEI EN 50565-1 : 2015-02). External Ø 0.23".</p>	SP-CA-68-4-1
	 <p>Water immersion and outdoor FEP R5F power cable with thermoplastic polyurethane sheath. Black. IP68. 5x0.50mm2+ n. 2 Kevlar wires (maximum tensile stress 3.31 lbs - CEI EN 50565-1 : 2015-02). External Ø 0.24".</p>	SP-CA-68-5-1

*Standard cable length 39.4 in (100cm). Longer cable lengths can be ordered, considering extra cable not included in the price.


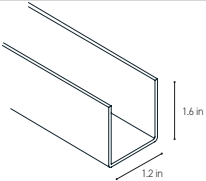

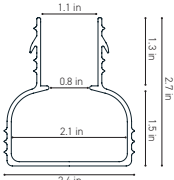
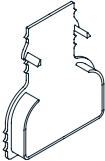
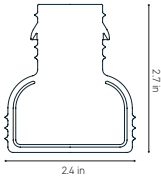

Power cable exit



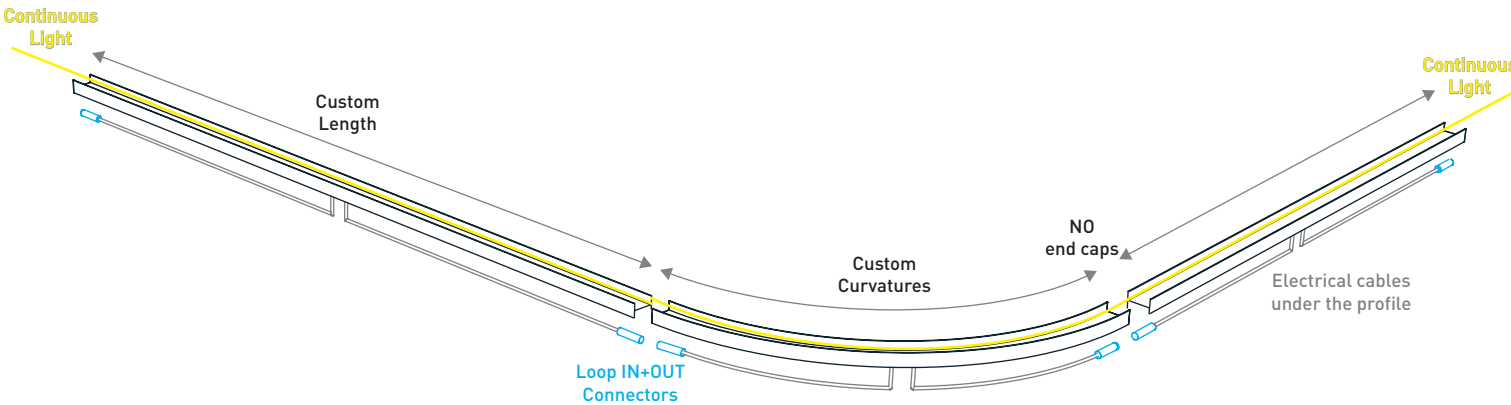
Z. Back feed

DRIVE LINE / L704X

Steel profile | 24VDC | CRI 90

Mounting accessories	Description		Code
		AISI 316 L steel outercase 1.2" x 1.3" for L704 X drive over model. <i>Available curved version on request</i>	L704X-GF
		ABS mounting outer case for L704 X walkable model. <i>Available ONLY for straight profiles (not curved)</i>	L704-GF
		Pair of caps for L704 ABS walkable outer case.	L704-GF-TP
		Linear joint for L704 ABS walkable outer case.	L704-GF-OR

Installation composition example



Steel profile | 24VDC | CRI 90

Certifications

100% MADE IN ITALY

The model is entirely manufactured in Italy, factory is located in Carmagnola (TO) Italy. Both PCB manufacture, LEDS soldering, resin processing are made with automated lines under our internal specifications. The product is compliant to EUR1 rules.

LED ITALY is applicant to ISO 9001-2015.

LED ITALY is applicant to ISO 14001-2015.

LED ITALY is applicant to 100% Made in Italy

WARRANTY

The product is guaranteed for 5 years from the purchasing data. The guarantee covers against all the manufacturing defects. The guarantee is valid only when the product is used under its specifications and without any pilfering, breaking, alterations, modifications and uses according to wrong technical directions or set up in inadequate mechanical parts. LED ITALY has the right to verify technically the product to validate the guarantee.

REFERENCE STANDARDS

LED ITALY products comply with the following International standards:

- LED modules for general lighting - Safety specifications: IEC EN 62031:2008+A1:2013+A2:2015;
- Low voltage directive: 2006/95 / CEE EMC- EN5008-1-1.2004 / 108 / CE, EC 61140, EN 62471, ERP 98 / 1EC, 92 / 75EEC EN55022, EN5008 -2 Directive EMC: 93/68 / CEE 89/336 CEE.
- Annex 2006/95 / CE / 2004/108 / CE: EN 60598-1, EN 60598-2-1 EN 61347-2-12, EN61347-2-13, EN62031, EN632384, EN 55015, EN 61000-3-2 , EN 61000-3-3 EN 61547.

Note: All strips are low voltage operating on 12-24VDC. Without direct connection to the mains supply, products are therefore inherently safe as they operate from less than 75VDC as specified in the Low Voltage Directive 72/23/EEC.

The product belongs to G class refer to Energy Efficiency Class, referred to Regulation (EU) 2019/2015.

Warnings and Maintenance

WARNINGS

- The degree of protection offered by the system is only guaranteed if the installation is completed correctly;
- The cable cannot be replaced; if it is damaged, you must replace the product;
- Best temperature for assembly is between +18 °C and +45 °C;
- Best temperature for storage is between -30° C and +85 ° C;
- Keep the product switched on for at least 30 minutes in the place of installation, before unrolling it;
- The installation surface must be dry and clean, free of dust, grease, oil or separating agents.

MAINTENANCE

- Attention: previously cut off the mains supply and allow system to cool down;
- Clean the appliance regularly with a smooth damp cloth. Use only water and neutral soap.
- Avoiding the use of chemical solvents and/or abrasive cloths.
- Detergents must have a low solid content for easy removal.
- It is important to make sure that the detergents that are used for cleaning must be removed once the washing is finished, either manually or by simple evaporation;
- Check that there are no cleaning products in contact with the luminaires for a long time;
- Do NOT use pressure washers. The pressure of the water jet can damage the surface of the luminaires.

CHEMICAL SUBSTANCES INCOMPATIBLE WITH POLYURETHANE RESIN

List of chemical substances that can interact with two-component polyurethane resins, causing deterioration and cracking of the structure:

- Acetone
- Methylene chloride
- Toluene, Xylene, Benzene, Diesel in general
- Turpentine
- Hydrochloric acid
- Sulfuric acid
- Nitric acid
- Caustic soda or potash
- Some anti-algae or anti-fungus products on the market
- Non-neutral soaps or detergents

In general, the combination of a strong jet of pressurized water, at temperatures greater than or equal to 40°C, with the addition of one of these substances significantly increases the possibility that the polyurethane will be degraded in just 6 months.

They do not attack polyurethane, chlorine in various forms and bleach (sodium hypochlorite), neutral soaps, weak acids and bases and polar protic solvents, methanol, ethanol, propanol, butanol.

Steel profile | 24VDC | CRI 90

Test Report

The materials used on LED ITALY products have been subjected to the following tests:

Type of resins:Transparent (VT 3402 KK NV)
Opal (VT3402 Opal)

Type of support: AISI 316L stainless steel

DESCRIPTION	NORM	ESECUTION	RESULTS
Gloss at 60°	UNI EN ISO 2813	Gloss value at 60°	Compliant
Neutral salt spray	ISO 7253	Exposition 1500 h, purity degree of salt 99.5% NaCl in solution with demineralized water; Electric conducibility < 20 µS/cm, concentration of test solution 50 ± 5 g/l	Checked cracking, blistering or water absorption. Compliant
Humidity chamber	UNI EN ISO 6270	Exposition 1500 h, at 50°C RH>95% in constant saturated atmosphere	No cracks, blistering, softening of the resin layer, no gloss variation or water adsorption Compliant
Resistance against immersion of the following fluids:			
Swimming pool	N.D.	5 ppm sodium hypochlorite, derived from the hydrolysis of the pool disinfectant (sodium dichloroisocyanurate 56%) approx. pH 7 (obtained with sodium bisulphate hydrolysed in sulfuric acid)	No softening, colour change or deformation of the resin film.. Compliant
Water	ISO 2812 - part 1 method 1	Exposition 250 h at 25°C	Resin layer unaffected, no changement or softening. Compliant
Hydrochloric Acid	ISO 2812 - part 1 method 2	Exposition 240 h - sol. 8.5% at 20°C	Resin layer unaffected, no changement or softening. Compliant
Sodium hydroxide	ISO 2812 - part 1 method 2	Exposition 240 h - sol. 20% at 20°C	Resin layer unaffected, no changement or softening. Compliant
Isopropyl alcohol	ISO 2812	Exposition 48 h at 20°C	Film slightly modified, no softening, mass alteration (-5-6%)
Stone chipping	ASTM D 3170	Resistance to stone and gravel chipping. ASTM D 3170: ≤7B	Compliant
QUV test	ISO 16474	Exposition 1000h ΔE check	Compliant
Heat Resistance	MS CG-12	Exposition 500 h at 80°C	Resin layer unaffected, no deformation, colour changement or softening. Compliant
Resistance to high temperatures	GM 6073	Exposition 1 h at 93°C	Resin layer unaffected no deformation, color changement or softening. Compliant
IK10 Test	IEC 62 262	Impactor regulated 20 joules of energy, radius 2.0", 11 lbs of mass, height of drop 15.7"	No breaks. Compliant