

# GINKO 2.5

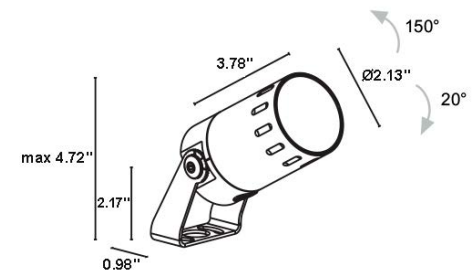
Ginko is a family of small, versatile outdoor floodlights. Ginko 2.5 is an IP66-rated, high performance framing projector that has a diameter of 2.1" with light shaper and zoom optics. Available in 3 color temperatures and 4 standard finishes. Customized Gobo to project logos / words on request.



## TECHNICAL DATA

<b>Wattage / Input</b>	7W (24VDC)
<b>Power Supply</b>	Remote, not included. See page 2.
<b>Construction</b>	Body: Anti-corrosive Aluminum Alloy Bracket: 316L Stainless Steel Lens: Serigraphed-gray & Tempered Extra-clear Glass Cable Length: 4.9' standard
<b>CCT</b>	2700K, 3000K, 4000K
<b>CRI</b>	>90
<b>BUG Rating</b>	B0-U0-G0 (3000K)
<b>Delivered Lumens</b>	86 lm (3000K, Light Shaper)
<b>Efficacy</b>	12.3 lm/W (3000K, Light Shaper)
<b>Optics</b>	Light Shaper, Light Shaper Zoom
<b>Finishes</b>	4 Standard, Custom RAL (see below) (4 Stage Marine Grade Finish)
<b>Fixture Dimensions</b>	Ø2.13" x 3.78" x 2.17" h (max 4.72" h fully extended), 0.98" wide bracket
<b>Gobo Dimensions</b>	Ø10.65 mm (Ø0.42")
<b>Fixture Weight</b>	1.26 lbs
<b>LED Source</b>	1 High Density COB LED
<b>Lumen Maintenance</b>	L95, B10 >50,000 hrs (Ta 25°C)
<b>Color Consistency</b>	2-Step MacAdam
<b>Operating Temp.</b>	-4°F to +113°F
<b>IP Rating</b>	IP66
<b>Impact Rating</b>	IK07

Fixture Dimensions



See page 2 for more drawings with optics

## ORDERING INFORMATION

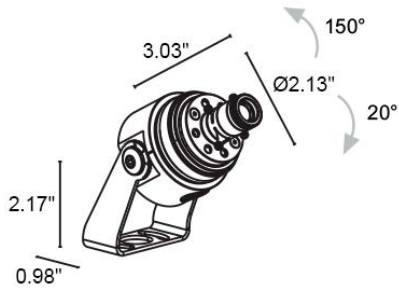
Example: GN25001000FR9T. Accessories / Power Supplies ordered separately.

<b>GN2500</b>	<b>1000</b>				-	
<b>Model No.</b>	<b>CRI</b>	<b>CCT</b>	<b>Optics</b>	<b>Finish</b>	<b>Cable Length</b>	
<b>GN2500</b>	<b>1000 - CRI 90</b>	<b>F - 2700K</b> <b>5 - 3000K</b> <b>9 - 4000K</b>	<b>R9 - Light Shaper</b> <b>Z9 - Light Shaper Zoom</b>	<b>E - White</b> <b>H - Anthracite</b> <b>T - Corten</b> <b>5 - Jasper Green</b> <b>C - Custom RAL</b> (consult factory for "C")	<b>4.92' standard</b> <b>2 - 32.81'</b> <b>4 - 65.62'</b>	

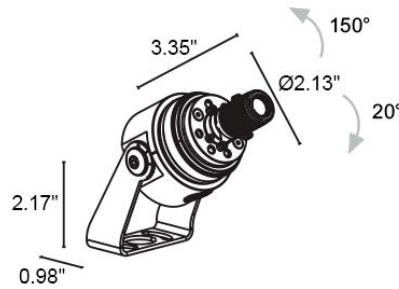
Job Name/Date:

Fixture Type Designation:

## FIXTURE DIMENSIONS with Optics



light shaper



light shaper zoom

## SUGGESTED POWER SUPPLIES

24VDC

Part Number	Description	Input/Output	# of Fixtures
<a href="#">PPLT00284</a>	Non-Dim	120-277VAC to 24VDC, 100W, Class 2	1-11
<a href="#">PPLT00543</a>	0-10V Dimming to 15% (-40°C / -40°F cold weather start)	120-277VAC to 24VDC, 100W, Class 2	1-11

### Suggested Lutron Compatible

Part Number	Option	Lutron SKU	Dim Range	Description	Input/Output	# of Fixtures
<a href="#">PPLT00530</a>	L3DAE / L3D0	L3DA/L3D0	100%-1%	Hi-Lume™ 0.1% EcoSystem™ or 3-Wire LED Driver	120-277VAC to 24VDC, 96W, Class 2	1-10

## DRIVERS IN NEMA ENCLOSURE

Remote 24VDC - ELV / TRIAC / 0-10V



PPLT00715

Part Number	Description	Input/Output	# of Fixtures
<a href="#">PPLT00715</a>	ELV / TRIAC / 0-10V Dimming to 0.1%	120-277VAC to 24VDC, 96W, Class 2, WET/DAMP	1-10

For other power supply options consult factory.

Job Name/Date:

Fixture Type Designation:

## ACCESSORIES Installation



**WP0100**  
Ground Spike  
(1.5" x 1.4" x 10.1" l)



**WP1006**\_\_ (Length 19.69")  
**WP1007**\_\_ (Length 31.50")  
Ground Spike with Bracket  
Include one of the below finishes:  
**E** - White  
**H** - Anthracite  
**T** - Cor-ten  
**5** - Jasper Green  
**C** - Custom RAL

## Snoots



**WB8012**\_  
Standard Snoot  
Include one of the below finishes:  
**E** - White  
**H** - Anthracite  
**T** - Cor-ten  
**5** - Jasper Green  
**C** - Custom RAL



**WB8022**\_  
Asymmetrical Snoot  
Include one of the below finishes:  
**E** - White  
**H** - Anthracite  
**T** - Cor-ten  
**5** - Jasper Green  
**C** - Custom RAL

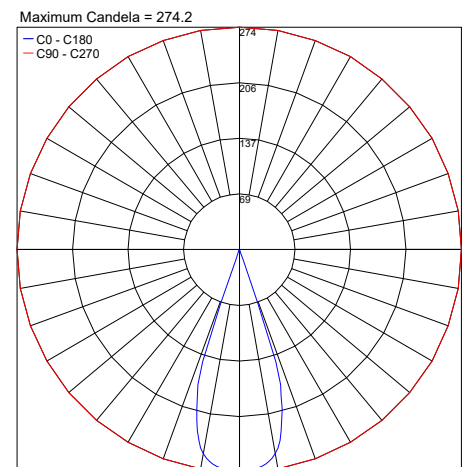
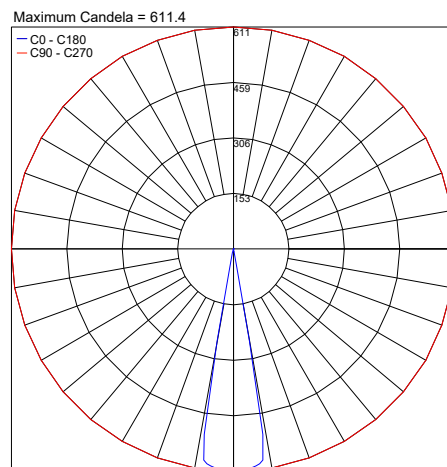
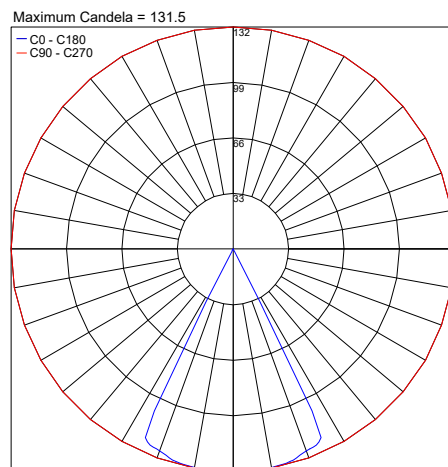
## Various Accessories



**WP1004**  
Fastener Strap  
(Length 16.4')

## PHOTOMETRIC DATA

Note all Photometry is 3000K



Job Name/Date:

Fixture Type Designation: