

inspired by nature

FLEX
TRACK LINE



designplan® 

79 Trenton Avenue
Frenchtown, NJ 08825

www.designplan.com

Tel: (908) 996-7710
Fax: (908) 996-7042



inspired by nature

FLEX Track Line is the perfect flexible solution for ambient lighting, guaranteeing a soft and homogeneous result. It is available for 48V tracks and compatible for different applications: ceiling, recessed, trimless or suspension.

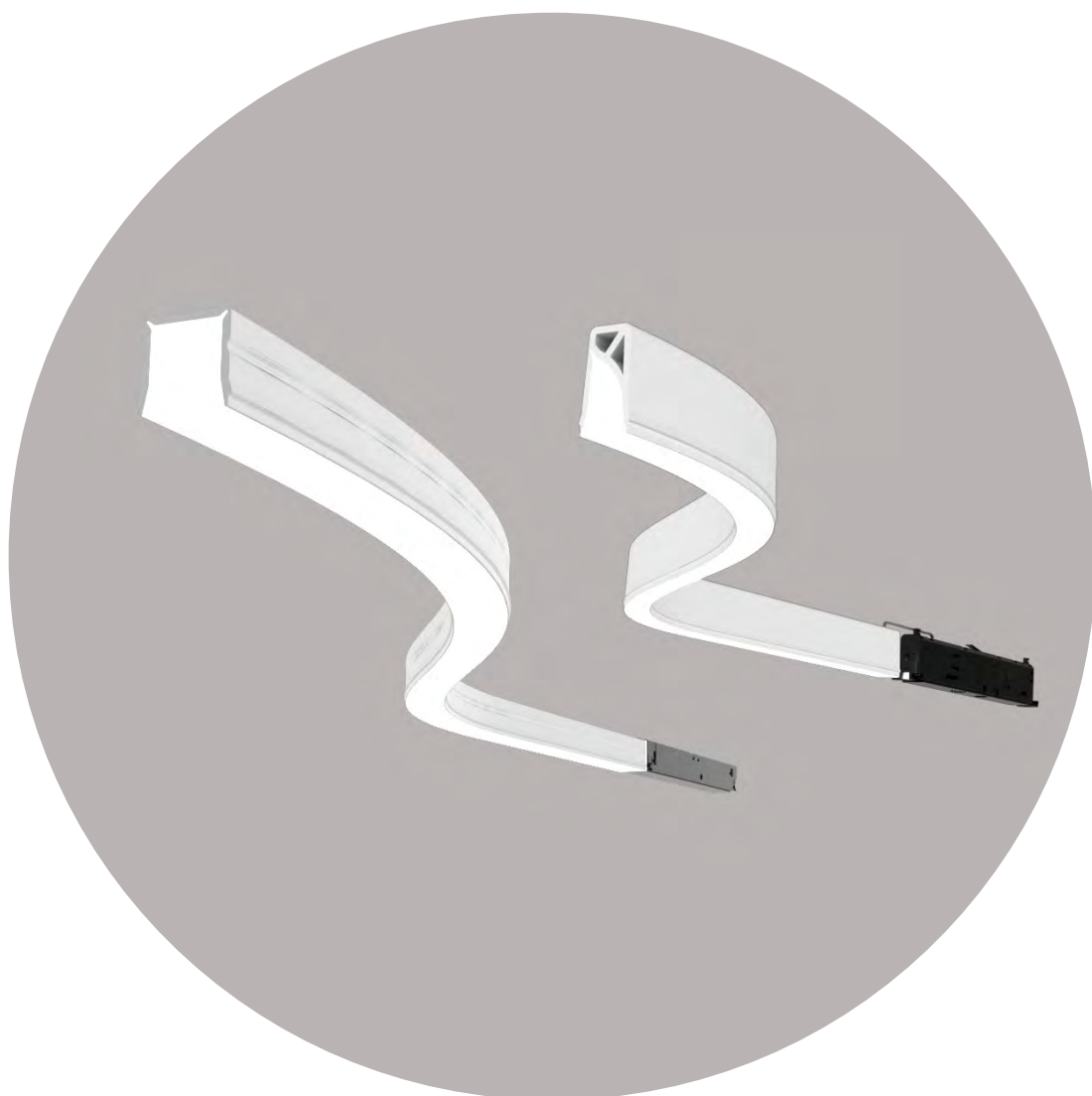
The lengths from 19.7" to 118.1" make the one of a kind product. It is possible to request longer and customized lengths (up to 45.9 ft (14m) per single piece - see details on pages 5 and 7).

FLEX



TRACK LINE

PATENT PENDING

Deposit number: 102024000020896



TRACK 48V



FLEX Track Line is compatible with the A.A.G. STUCCHI and EUTRAC tracks.

ON/OFF

Sizes and available lengths



Beam width
110°



Horizontal flexibility




Minimum radius
11.8"



Cuttable

Code example

LL9 - V2 - 48 - N. 05 - W



8W/3.3 ft (1m) Monochrome

Model	CCT (K)*	CRI	Luminous Flux*	Voltage	Driver	Length**	Finishes
LL9 8W/3.3 ft	V2 2700	90	310	48 48 VDC	N ON/OFF	05 19.69"	W White
	V5 3000		330			10 39.37"	
	V 3500		330			20 78.74"	
	W 4000		380			30 118.11"	

16W/3.3 ft (1m) Monochrome

Model	CCT (K)*	CRI	Luminous Flux*	Voltage	Driver	Length**	Finishes
LL15 16W/3.3 ft	V2 2700	90	640	48 48 VDC	N ON/OFF	05 19.69"	W White
	V5 3000		650			10 39.37"	
	V 3500		650			20 78.74"	
	W 4000		700			30 118.11"	

** Longer and custom lengths available upon request.

LL9 max. 45.93 ft (14m). LL15 max. 32.81 ft (10m)

DIMMABLE

Sizes and available lengths



Beam width
110°



Horizontal flexibility




Minimum radius
11.8"



Cuttable

Code example

LL9 - V2 - 48 - D - 05 - W



8W/3.3 ft (1m) Monochrome

Model	CCT (K)*	CRI	Luminous Flux*	Voltage	Driver	Length	Finishes
LL9 8W/3.3 ft (1m)	V2 2700	90	310	48 48VDC	D DALI	05 19.69"	W White
	V5 3000		330		C CASAMBI	10 39.37"	
	V 3500		330			20 78.74"	
	W 4000		380			30 118.11"	

16W/3.3 ft (1m) Monochrome

Model	CCT (K)*	CRI	Luminous Flux*	Voltage	Driver	Length	Finishes
LL15 16W/3.3 ft	V2 2700	90	640	48 48VDC	D DALI	05 19.69"	W White
	V5 3000		650		C CASAMBI	10 39.37"	
	V 3500		650			20 78.74"	
	W 4000		700			30 118.11"	

12W/3.3 ft (1m) Tunable white

Model	CCT (K)*	CRI	Luminous Flux*	Voltage	Driver	Length	Finishes
LLTW8 12W/3.3 ft	2700-6000	90	WARM + COOL 455	48 48VDC	D DALI	05 19.69"	W White
			WARM WHITE 205		C CASAMBI	10 39.37"	
			COOL WHITE 290			20 78.74"	
						30 118.11"	

12W/3.3 ft (1m) Dim to warm

Model	CCT (K)*	CRI	Luminous Flux*	Voltage	Driver	Length	Finishes
LLDW7 12W/3.3 ft	1800-3000	90	WARM WHITE 205	48 48VDC	D DALI	05 19.69"	W White
			COOL WHITE 270		C CASAMBI	10 39.37"	
						20 78.74"	
						30 118.11"	

* Mentioned lumens are typical values. Due to tolerance of the production process and the electrical components, values for light output and electrical power can vary up to 5%. Binning: 2-3 MacAdam.
Photometric files available upon request.

© Leditaly s.r.l.
All rights reserved.
The features and technical data
shown in this brochure
are provided for information only.
Leditaly reserves the right to
make changes without
prior notification.
For more information,
visit www.leditaly.com

All brands, accessories e
the used furnishings belong
to the legitimate owners. They are
used for explanatory purposes only
without any purpose of violating the
copyright laws in force.



designplan®



79 Trenton Avenue
Frenchtown, NJ 08825

www.designplan.com

Tel: (908) 996-7710
Fax: (908) 996-7042