


# RETRO BENCH

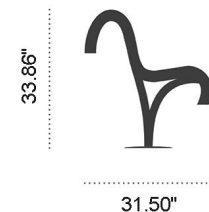
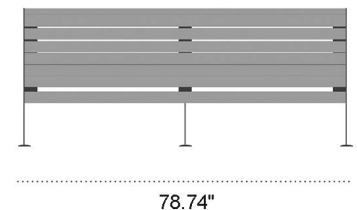
RETRO Bench is a bench from the RETRO collection for outdoor spaces with a seat made of hardwood, and a frame of hot galvanized steel that can be powder coated any RAL color. Fixed with base flange with anchor bolts and expansion anchor or rooted in the ground.

## TECHNICAL DATA

Construction	Frame: Hot Galvanized Steel Seat: Hardwood
Finishes	Custom RAL Available
Fixture Dimensions	78.74" l x 31.50" w x 33.86" h
Collection	RETRO




Fixture Dimensions



## ORDERING INFORMATION

Example: RETRO-BNCH.C.US.

RETRO-BNCH		US
Model No.	Finish	
RETRO-BNCH	S - Steel C - Custom RAL	US



Job Name/Date:

Fixture Type Designation: