

# PLIN ROUND WOOD 4.1

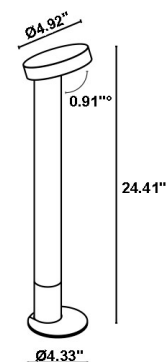
Plin Round Wood is a family of outdoor bollards that combine a body of weather-resistant teak sourced from FSC®-certified plantations with a head and base in 6082 Anticorodal® aluminum in an anthracite finish. It is available in 3 styles - 2 heights each. Plin Round Wood 4.1 is the 24.4" version with a round angled head. Dark Sky compliant.

## TECHNICAL DATA

<b>Wattage / Input</b>	8W (24VDC)
<b>Power Supply</b>	Remote, not included. See page 2.
<b>Construction</b>	Head: Anticorodal® Aluminum 6082 Body: Teak Wood Mounting Plate: Stainless Steel 316L Lens: Tempered Extra-clear Glass
<b>CCT</b>	2700K, 3000K, 4000K
<b>BUG Rating</b>	B0-U1-G1 (3000K)
<b>CRI</b>	80
<b>Delivered Lumens</b>	423 lm (3000K) Dark Sky compliant
<b>Efficacy</b>	52.9 lm/W (3000K)
<b>Optics</b>	Diffuse
<b>Finishes</b>	Anthracite, Custom RAL on request
<b>Fixture Dimensions</b>	Ø4.33" x 24.41" h Head: Ø4.92"
<b>Fixture Weight</b>	4.63 lbs
<b>LED Source</b>	1 power LED
<b>Lumen Maintenance</b>	L90, B10>50,000hrs (Ta 25°C)
<b>Color Consistency</b>	3-Step MacAdam
<b>Operating Temp.</b>	-4°F to +113°F
<b>IP Rating</b>	IP65
<b>Impact Resistance</b>	IK07



Fixture Dimensions



## ORDERING INFORMATION

Example: PH411000050DH. Accessories / Power Supplies ordered separately.

PH4110	00	00		0D	
<b>Model No.</b>	<b>Power</b>	<b>Optical Accessory</b>	<b>CCT</b>	<b>Optics</b>	<b>Finish</b>
PH4110	00 - Remote	00 - No accessory	F - 2700K 5 - 3000K 9 - 4000K	0D - Diffuse	H - Anthracite C - Custom RAL (consult factory for "C")

Job Name/Date:

Fixture Type Designation:

## SUGGESTED POWER SUPPLIES

24VDC

Part Number	Description	Input/Output	# of Fixtures
<a href="#">PPLT00284</a>	Non-Dim	120-277VAC to 24VDC, 100W, Class 2, DAMP	1-10
<a href="#">PPLT00543</a>	0-10V Dimming to 15% (-40°C / -40°F cold weather start)	120-277VAC to 24VDC, 100W, Class 2	1-10

Suggested Lutron Compatible

Part Number	Option	Lutron SKU	Dim Range	Description	Input/Output	# of Fixtures
<a href="#">PPLT00530</a>	L3DAE / L3D0	L3DA/L3D0	100%-1%	Hi-Lume™ 0.1% EcoSystem™ or 3-Wire LED Driver	120-277VAC to 24VDC, 96W, Class 2	1-9

## DRIVERS IN NEMA ENCLOSURE

Remote 24VDC - ELV / TRIAC / 0-10V



PPLT00715

Part Number	Description	Input/Output	# of Fixtures
<a href="#">PPLT00715</a>	ELV / TRIAC / 0-10V Dimming to 0.1%	120-277VAC to 24VDC, 96W, Class 2, WET/DAMP	1-9

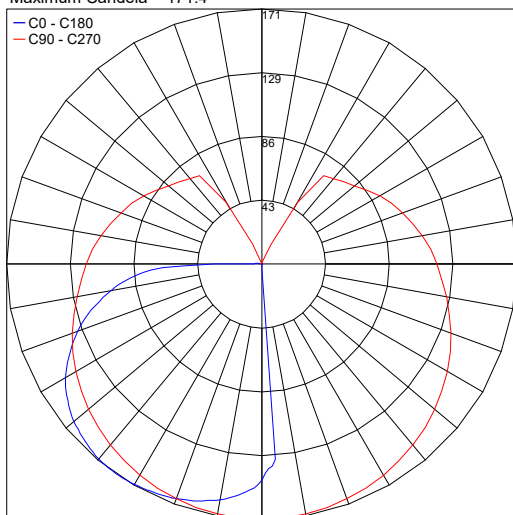
For other power supply options consult factory.

## PHOTOMETRIC DATA

Note all Photometry is 3000K

Maximum Candela = 171.4

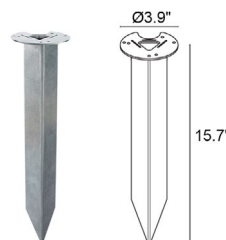
— C0 - C180  
— C90 - C270



PHOTOMETRIC FILENAME : PLIN ROUND WOOD 4.1 D [3000K 8W] H24.4IN.JES

## ACCESSORIES

Installation



**WPA00**

Spike

For in-ground installation

Job Name/Date:

Fixture Type Designation: